



Standard Eurobarometer 91

Annex

Public opinion in the European Union

Fieldwork
June 2019


































Survey requested and co-ordinated by the European Commission,
Directorate-General for Communication

This document does not represent the point of view of the European Commission.
The interpretations and opinions contained in it are solely those of the authors.



































Standard Eurobarometer 91 – Wave EB91.5 – Kantar



D70 On the whole, are you very satisfied, fairly satisfied, not very satisfied or not at all satisfied with the life you lead?
(%)

































		Very satisfied		Fairly satisfied		Not very satisfied		Not at all satisfied		Don't know	Total 'Satisfied'		Total 'Not satisfied'	
		Sp.2019	Diff. Sp.2019 - Aut.2018	Sp.2019	Diff. Sp.2019 - Aut.2018	Sp.2019	Diff. Sp.2019 - Aut.2018	Sp.2019	Diff. Sp.2019 - Aut.2018	Sp.2019	Sp.2019	Diff. Sp.2019 - Aut.2018	Sp.2019	Diff. Sp.2019 - Aut.2018
EU28		26	2	58	-1	13	0	3	0	0	84	1	16	0
EURO AREA		24	2	59	-2	14	0	3	0	0	83	0	17	0
NON-EURO AREA		29	2	54	-2	13	0	3	0	1	83	0	16	0
BE		22	-1	69	1	8	1	1	-1	0	91	0	9	0
BG		7	2	41	-3	36	4	13	-3	3	48	-1	49	1
CZ		19	2	67	0	11	-3	3	1	0	86	2	14	-2
DK		74	4	24	-2	2	-1	0	-1	0	98	2	2	-2
DE		34	2	57	-3	8	1	1	0	0	91	-1	9	1
EE		17	3	67	-5	13	0	3	2	0	84	-2	16	2
IE		43	0	50	-4	6	3	1	1	0	93	-4	7	4
EL		5	0	45	1	33	1	17	-2	0	50	1	50	-1
ES		26	6	59	-9	12	2	3	1	0	85	-3	15	3
FR		20	1	65	3	11	-2	4	-2	0	85	4	15	-4
HR		16	2	59	1	21	-1	4	-2	0	75	3	25	-3
IT		7	0	63	1	26	0	3	-2	1	70	1	29	-2
CY		34	5	52	-4	13	1	1	-2	0	86	1	14	-1
CY (tcc)		33	12	30	-9	19	-6	18	4	0	63	3	37	-2
LV		15	3	65	0	17	-2	3	0	0	80	3	20	-2
LT		20	2	60	5	18	-5	2	-2	0	80	7	20	-7
LU		38	3	57	-4	2	-2	2	2	1	95	-1	4	0
HU		12	3	64	-1	21	-1	3	0	0	76	2	24	-1
MT		24	-9	70	7	5	2	1	1	0	94	-2	6	3
NL		58	1	37	-1	4	0	1	0	0	95	0	5	0
AT		38	3	54	-3	6	-1	1	0	1	92	0	7	-1
PL		19	3	67	-6	10	2	1	0	3	86	-3	11	2
PT		3	0	72	2	22	-2	3	0	0	75	2	25	-2
RO		8	2	52	2	31	-6	9	2	0	60	4	40	-4
SI		30	1	62	0	7	-1	1	0	0	92	1	8	-1
SK		16	0	66	2	13	-3	4	1	1	82	2	17	-2
FI		42	4	54	-3	4	0	0	-1	0	96	1	4	-1
SE		48	0	49	1	3	0	0	-1	0	97	1	3	-1
UK		43	1	47	-3	8	1	2	1	0	90	-2	10	2
AL		5	0	55	-5	32	1	8	4	0	60	-5	40	5
MK		10	1	57	-3	20	0	13	2	0	67	-2	33	2
ME		19	6	46	-15	23	6	12	4	0	65	-9	35	10
RS		7	0	45	0	35	-1	11	0	2	52	0	46	-1
TR		24	2	42	-4	21	2	13	0	0	66	-2	34	2

D71.1 When you get together with friends or relatives, would you say you discuss frequently, occasionally or never about...?
National political matters (%)



































		Frequently		Occasionally		Never		Don't know
		Sp.2019	Diff. Sp.2019 - Aut.2018	Sp.2019	Diff. Sp.2019 - Aut.2018	Sp.2019	Diff. Sp.2019 - Aut.2018	
EU28		23	-1	53	-2	24	3	0
EURO AREA		23	-1	53	-3	24	4	0
NON-EURO AREA		21	-1	53	-1	25	2	1
BE		18	2	60	0	22	-2	0
BG		17	-3	62	1	18	0	3
CZ		19	0	60	-2	20	1	1
DK		35	9	52	-2	13	-7	0
DE		32	2	56	-4	12	2	0
EE		20	2	63	2	17	-4	0
IE		20	2	50	3	30	-5	0
EL		35	-1	49	-3	16	4	0
ES		20	5	42	-10	38	5	0
FR		16	-6	50	0	34	6	0
HR		18	-1	58	3	24	-2	0
IT		19	-3	55	-3	26	6	0
CY		16	-8	51	1	33	8	0
CY (tcc)*		29	-1	41	0	27	-1	3
LV		15	-2	59	-2	25	3	1
LT		18	1	60	2	22	-2	0
LU		19	-7	50	-2	30	8	1
HU		19	0	65	0	15	-1	1
MT		15	5	61	-1	23	-5	1
NL		44	7	49	-3	7	-4	0
AT		30	-1	62	1	7	-1	1
PL		14	-4	59	2	26	2	1
PT		7	0	57	-1	36	1	0
RO		16	3	58	-5	26	3	0
SI		9	-1	63	-2	28	3	0
SK		19	3	60	-7	21	5	0
FI		20	0	61	-1	18	0	1
SE		39	-3	52	2	9	1	0
UK		24	-2	44	-3	32	5	0
AL		53	1	43	-1	4	0	0
MK		24	-3	46	-3	29	5	1
ME		15	-1	44	-3	41	4	0
RS		18	3	51	0	31	-3	0
TR		46	5	40	-6	14	1	0

*CY(tcc): Our Community's political matters

D71.2 When you get together with friends or relatives, would you say you discuss frequently, occasionally or never about...?
European political matters (%)



































		Frequently		Occasionally		Never		Don't know
		Sp.2019	Diff. Sp.2019 - Aut.2018	Sp.2019	Diff. Sp.2019 - Aut.2018	Sp.2019	Diff. Sp.2019 - Aut.2018	
EU28		16	0	50	-3	34	3	0
EURO AREA		15	0	51	-2	34	2	0
NON-EURO AREA		17	0	49	-3	33	3	1
BE		12	2	53	4	35	-6	0
BG		8	-2	61	0	28	1	3
CZ		9	3	54	-2	36	-2	1
DK		24	5	57	1	19	-6	0
DE		24	1	58	-3	18	2	0
EE		12	2	63	2	24	-5	1
IE		15	4	49	4	36	-8	0
EL		23	-1	53	-2	24	3	0
ES		11	3	40	-7	49	4	0
FR		9	-3	43	1	48	2	0
HR		10	-1	54	4	36	-3	0
IT		12	1	50	-4	38	3	0
CY		11	-3	47	-3	42	7	0
CY (tcc)		19	1	40	1	38	-2	3
LV		8	-3	53	-1	38	3	1
LT		14	0	57	0	29	0	0
LU		20	-1	52	-5	27	5	1
HU		11	-2	64	-1	24	2	1
MT		9	3	58	1	32	-5	1
NL		25	4	57	0	18	-4	0
AT		20	1	62	-3	17	2	1
PL		13	-2	49	-3	37	5	1
PT		4	0	49	0	46	-1	1
RO		10	-3	54	1	35	2	1
SI		7	-1	60	0	33	1	0
SK		9	-1	63	-2	27	3	1
FI		14	2	60	-3	25	0	1
SE		22	1	63	0	15	-1	0
UK		24	0	40	-6	36	6	0
AL		23	-1	63	2	14	0	0
MK		20	-4	47	0	32	4	1
ME		9	1	50	-2	41	1	0
RS		11	3	46	-3	42	0	1
TR		28	12	44	-10	28	-1	0

D71.3 When you get together with friends or relatives, would you say you discuss frequently, occasionally or never about...?
Local political matters (%)

		Frequently		Occasionally		Never		Don't know
		Sp.2019	Diff. Sp.2019 - Aut.2018	Sp.2019	Diff. Sp.2019 - Aut.2018	Sp.2019	Diff. Sp.2019 - Aut.2018	
EU28		20	-1	51	-3	29	4	0
EURO AREA		22	-1	50	-4	28	5	0
NON-EURO AREA		17	0	53	-1	30	2	0
BE		18	1	58	0	24	-1	0
BG		19	-1	61	0	18	0	2
CZ		19	1	56	-1	25	0	0
DK		28	5	51	-4	21	-1	0
DE		31	-1	53	-3	16	4	0
EE		20	2	63	2	17	-4	0
IE		21	3	50	2	29	-5	0
EL		31	0	51	-6	18	6	0
ES		20	4	41	-8	39	4	0
FR		13	-5	45	-5	42	10	0
HR		21	-3	58	7	21	-4	0
IT		19	-3	52	-3	29	6	0
CY		20	-9	50	0	30	9	0
CY (tcc)		31	2	38	-1	27	-3	4
LV		22	-1	58	-2	20	3	0
LT		22	3	57	-2	21	0	0
LU		18	-1	48	-5	33	5	1
HU		13	-2	67	1	19	0	1
MT		12	6	59	2	28	-9	1
NL		25	1	52	1	23	-2	0
AT		23	0	59	0	16	-1	2
PL		16	-1	55	-1	29	3	0
PT		10	0	52	1	38	0	0
RO		16	3	59	-4	25	2	0
SI		14	-2	61	-2	25	4	0
SK		13	-4	65	-1	22	6	0
FI		24	6	58	-2	17	-5	1
SE		27	1	57	1	16	-2	0
UK		16	0	44	-3	40	4	0
AL		44	2	43	-6	13	5	0
MK		32	-1	45	-2	23	3	0
ME		11	-4	52	-5	37	9	0
RS		19	2	50	-1	31	-1	0
TR		35	6	49	-3	15	-4	1

QA1.1 How would you judge the current situation in each of the following?



































The situation in (OUR COUNTRY) in general (%)

		Very good		Rather good		Rather bad		Very bad		Don't know	Total 'Good'		Total 'Bad'	
		Sp.2019	Diff. Sp.2019 - Aut.2018	Sp.2019	Diff. Sp.2019 - Aut.2018	Sp.2019	Diff. Sp.2019 - Aut.2018	Sp.2019	Diff. Sp.2019 - Aut.2018		Sp.2019	Diff. Sp.2019 - Aut.2018	Sp.2019	Diff. Sp.2019 - Aut.2018
EU28		6	0	45	1	37	0	10	-1	2	51	1	47	-1
EURO AREA		5	-1	46	3	38	0	9	-3	2	51	2	47	-3
NON-EURO AREA		7	0	43	-2	35	0	11	1	4	50	-2	46	1
BE		4	-1	63	-5	28	6	5	1	0	67	-6	33	7
BG		3	1	26	6	47	0	19	-6	5	29	7	66	-6
CZ		5	-1	62	2	26	-2	5	0	2	67	1	31	-2
DK		25	2	65	1	8	-3	1	0	1	90	3	9	-3
DE		9	-1	69	4	19	0	2	-2	1	78	3	21	-2
EE		4	2	71	0	20	1	2	-1	3	75	2	22	0
IE		11	-3	63	2	22	3	3	-1	1	74	-1	25	2
EL		1	0	14	5	51	-1	34	-4	0	15	5	85	-5
ES		1	0	31	9	54	-3	12	-6	2	32	9	66	-9
FR		1	0	35	3	49	2	13	-5	2	36	3	62	-3
HR		2	-2	22	3	53	1	21	-3	2	24	1	74	-2
IT		2	-2	24	-1	56	1	16	0	2	26	-3	72	1
CY		1	-1	49	9	40	0	9	-8	1	50	8	49	-8
CY (tcc)*		12	1	31	-1	27	-3	26	3	4	43	0	53	0
LV		1	0	48	4	38	-6	9	2	4	49	4	47	-4
LT		1	1	61	18	33	-12	3	-6	2	62	19	36	-18
LU		26	5	68	-3	5	0	0	-1	1	94	2	5	-1
HU		13	6	47	2	34	-6	5	-1	1	60	8	39	-7
MT		12	-10	64	-1	15	5	2	0	7	76	-11	17	5
NL		23	6	70	-2	6	-3	1	0	0	93	4	7	-3
AT		15	-6	69	2	14	4	1	0	1	84	-4	15	4
PL		9	2	58	-1	23	-4	5	2	5	67	1	28	-2
PT		0	-1	44	-2	51	4	3	-1	2	44	-3	54	3
RO		4	1	32	5	48	-1	14	-5	2	36	6	62	-6
SI		3	1	62	8	27	-7	7	-1	1	65	9	34	-8
SK		4	1	49	5	38	-6	6	0	3	53	6	44	-6
FI		9	1	81	2	7	-5	1	0	2	90	3	8	-5
SE		13	-1	68	2	16	-1	2	-1	1	81	1	18	-2
UK		3	-2	31	-9	43	5	17	4	6	34	-11	60	9
AL		12	2	35	-11	43	6	10	4	0	47	-9	53	10
MK		6	1	41	9	30	-7	21	-4	2	47	10	51	-11
ME		17	5	34	10	30	-9	15	-8	4	51	15	45	-17
RS		4	1	35	4	42	-6	15	0	4	39	5	57	-6
TR		15	0	25	-6	42	4	17	2	1	40	-6	59	6

*CY(tcc): The situation in the Turkish Cypriot Community in general

QA1.2 How would you judge the current situation in each of the following?



































The situation of the (NATIONALITY) economy (%)

		Very good		Rather good		Rather bad		Very bad		Don't know	Total 'Good'		Total 'Bad'	
		Sp.2019	Diff. Sp.2019 - Aut.2018	Sp.2019	Diff. Sp.2019 - Aut.2018	Sp.2019	Diff. Sp.2019 - Aut.2018	Sp.2019	Diff. Sp.2019 - Aut.2018		Sp.2019	Diff. Sp.2019 - Aut.2018	Sp.2019	Diff. Sp.2019 - Aut.2018
EU28		8	-1	41	1	36	0	11	-1	4	49	0	47	-1
EURO AREA		8	-1	40	2	38	0	11	-2	3	48	1	49	-2
NON-EURO AREA		10	1	42	-1	33	1	9	-1	6	52	0	42	0
BE		5	1	57	-6	32	6	5	-1	1	62	-5	37	5
BG		3	1	17	1	46	3	26	-3	8	20	2	72	0
CZ		10	-3	55	-1	26	2	5	0	4	65	-4	31	2
DK		34	5	57	-2	6	-2	0	-1	3	91	3	6	-3
DE		18	-5	65	0	14	5	1	0	2	83	-5	15	5
EE		2	0	66	2	24	-1	2	0	6	68	2	26	-1
IE		13	-2	62	3	20	0	3	0	2	75	1	23	0
EL		0	-1	7	2	42	2	51	-3	0	7	1	93	-1
ES		1	0	25	8	58	-1	14	-7	2	26	8	72	-8
FR		1	0	28	4	50	-3	16	-1	5	29	4	66	-4
HR		2	0	18	4	51	4	29	-7	0	20	4	80	-3
IT		3	0	19	2	55	-1	21	-2	2	22	2	76	-3
CY		1	0	42	6	46	4	11	-9	0	43	6	57	-5
CY (tcc)*		11	2	29	-1	27	-2	30	0	3	40	1	57	-2
LV		0	-1	30	-1	54	1	10	0	6	30	-2	64	1
LT		1	0	52	13	39	-8	3	-6	5	53	13	42	-14
LU		29	0	65	3	3	-2	0	-1	3	94	3	3	-3
HU		10	0	48	4	36	-2	4	-2	2	58	4	40	-4
MT		16	-15	69	5	7	4	0	0	8	85	-10	7	4
NL		30	2	60	-3	8	1	1	0	1	90	-1	9	1
AT		19	1	62	-1	14	-1	3	0	2	81	0	17	-1
PL		15	3	55	-1	18	-5	5	2	7	70	2	23	-3
PT		0	-1	37	2	57	1	4	0	2	37	1	61	1
RO		9	5	22	1	50	-2	17	-3	2	31	6	67	-5
SI		2	0	55	6	35	-4	6	-2	2	57	6	41	-6
SK		4	1	45	2	40	-2	6	0	5	49	3	46	-2
FI		4	-1	71	2	21	-3	1	0	3	75	1	22	-3
SE		18	-12	62	4	15	6	3	2	2	80	-8	18	8
UK		3	-1	38	-4	41	7	9	-1	9	41	-5	50	6
AL		5	-1	34	-13	53	13	8	1	0	39	-14	61	14
MK		5	1	31	7	34	-6	28	-2	2	36	8	62	-8
ME		15	10	33	8	32	-13	15	-9	5	48	18	47	-22
RS		5	3	26	5	46	-3	21	-4	2	31	8	67	-7
TR		13	2	21	-7	38	-4	26	8	2	34	-5	64	4

*CY(tcc): The economic situation in the Turkish Cypriot Community



































QA1.3 How would you judge the current situation in each of the following?

The situation of the European economy (%)

		Very good		Rather good		Rather bad		Very bad		Don't know	Total 'Good'		Total 'Bad'	
		Sp.2019	Diff. Sp.2019 - Aut.2018	Sp.2019	Diff. Sp.2019 - Aut.2018	Sp.2019	Diff. Sp.2019 - Aut.2018	Sp.2019	Diff. Sp.2019 - Aut.2018		Sp.2019	Diff. Sp.2019 - Aut.2018	Sp.2019	Diff. Sp.2019 - Aut.2018
EU28		4	0	45	0	32	0	5	-1	14	49	0	37	-1
EURO AREA		3	0	44	0	36	1	6	-1	11	47	0	42	0
NON-EURO AREA		7	2	46	-2	24	-1	5	0	18	53	0	29	-1
BE		5	2	54	-2	32	2	4	-1	5	59	0	36	1
BG		12	2	46	2	12	-1	4	-1	26	58	4	16	-2
CZ		6	-1	49	2	27	3	5	-1	13	55	1	32	2
DK		6	0	58	2	17	-5	1	-1	18	64	2	18	-6
DE		3	-1	55	-4	30	4	2	0	10	58	-5	32	4
EE		4	2	60	3	13	-3	2	1	21	64	5	15	-2
IE		11	0	56	0	20	2	3	0	10	67	0	23	2
EL		7	1	39	-1	35	0	11	-2	8	46	0	46	-2
ES		2	1	40	5	40	-4	6	0	12	42	6	46	-4
FR		1	1	29	3	41	-2	9	-2	20	30	4	50	-4
HR		7	-4	57	3	22	1	6	1	8	64	-1	28	2
IT		2	-3	32	0	49	1	10	-1	7	34	-3	59	0
CY		4	2	48	3	30	2	7	0	11	52	5	37	2
CY (tcc)		24	2	39	-3	18	-3	10	4	9	63	-1	28	1
LV		5	0	57	-2	15	0	3	1	20	62	-2	18	1
LT		8	1	69	3	8	-4	1	-1	14	77	4	9	-5
LU		5	3	60	6	25	-5	2	-1	8	65	9	27	-6
HU		13	4	59	3	21	-6	1	-1	6	72	7	22	-7
MT		6	-4	61	10	12	-5	0	-1	21	67	6	12	-6
NL		4	1	63	-1	23	-1	2	0	8	67	0	25	-1
AT		12	0	59	1	21	-1	2	-1	6	71	1	23	-2
PL		9	1	61	-1	15	-2	2	0	13	70	0	17	-2
PT		3	0	60	6	26	-1	1	0	10	63	6	27	-1
RO		9	2	51	2	23	-1	5	-2	12	60	4	28	-3
SI		6	0	64	5	23	-2	3	-1	4	70	5	26	-3
SK		5	1	52	0	29	0	4	0	10	57	1	33	0
FI		2	1	56	0	27	-6	1	-1	14	58	1	28	-7
SE		3	-2	50	-4	31	5	1	0	15	53	-6	32	5
UK		3	1	31	-4	31	-1	8	1	27	34	-3	39	0
AL		24	5	37	-14	31	5	7	5	1	61	-9	38	10
MK		23	-2	42	-3	16	3	8	1	11	65	-5	24	4
ME		18	13	44	0	20	-9	10	-2	8	62	13	30	-11
RS		13	0	47	4	21	0	7	0	12	60	4	28	0
TR		22	0	36	0	21	-6	9	1	12	58	0	30	-5



































QA1.4 How would you judge the current situation in each of the following?

Your personal job situation (%)

		Very good		Rather good		Rather bad		Very bad		Don't know	Total 'Good'		Total 'Bad'	
		Sp.2019	Diff. Sp.2019 - Aut.2018	Sp.2019	Diff. Sp.2019 - Aut.2018	Sp.2019	Diff. Sp.2019 - Aut.2018	Sp.2019	Diff. Sp.2019 - Aut.2018		Sp.2019	Diff. Sp.2019 - Aut.2018	Sp.2019	Diff. Sp.2019 - Aut.2018
EU28		16	0	44	0	15	1	6	0	19	60	0	21	1
EURO AREA		14	1	44	-1	16	1	6	0	20	58	0	22	1
NON-EURO AREA		20	0	42	0	14	0	5	0	19	62	0	19	0
BE		14	0	54	0	16	2	3	0	13	68	0	19	2
BG		8	3	40	0	26	-1	12	-2	14	48	3	38	-3
CZ		14	0	51	6	12	-1	3	0	20	65	6	15	-1
DK		55	1	27	-1	5	-1	2	0	11	82	0	7	-1
DE		23	3	45	-3	8	0	4	1	20	68	0	12	1
EE		13	3	46	-4	9	0	5	2	27	59	-1	14	2
IE		20	-5	49	2	12	2	4	1	15	69	-3	16	3
EL		2	0	28	-3	29	3	16	-2	25	30	-3	45	1
ES		10	1	47	-4	23	3	8	1	12	57	-3	31	4
FR		9	-1	41	0	15	3	6	-1	29	50	-1	21	2
HR		6	-2	47	2	32	4	9	-2	6	53	0	41	2
IT		6	-1	47	2	25	2	7	0	15	53	1	32	2
CY		9	-2	42	3	19	1	6	-1	24	51	1	25	0
CY (tcc)		13	1	52	-4	20	-1	12	4	3	65	-3	32	3
LV		11	3	52	3	15	0	5	0	17	63	6	20	0
LT		9	0	45	4	14	-2	4	-2	28	54	4	18	-4
LU		26	5	50	3	4	-5	2	1	18	76	8	6	-4
HU		12	4	44	0	24	-2	5	-2	15	56	4	29	-4
MT		17	-10	47	1	6	3	1	0	29	64	-9	7	3
NL		33	4	32	1	5	-4	2	-1	28	65	5	7	-5
AT		30	3	48	-3	7	-1	4	0	11	78	0	11	-1
PL		11	2	52	-7	14	1	3	1	20	63	-5	17	2
PT		2	1	60	1	23	-1	3	0	12	62	2	26	-1
RO		8	4	39	4	23	-3	8	-1	22	47	8	31	-4
SI		14	-2	50	7	17	2	4	-4	15	64	5	21	-2
SK		9	-2	49	4	16	0	4	0	22	58	2	20	0
FI		46	2	29	4	8	1	2	-1	15	75	6	10	0
SE		47	2	34	4	4	-3	3	0	12	81	6	7	-3
UK		26	-3	37	2	11	3	6	0	20	63	-1	17	3
AL		7	2	43	-4	35	0	11	3	4	50	-2	46	3
MK		8	-2	41	0	22	0	17	2	12	49	-2	39	2
ME		16	13	40	3	19	-3	11	-3	14	56	16	30	-6
RS		6	1	29	3	23	-2	10	1	32	35	4	33	-1
TR		12	2	33	-2	39	1	14	2	2	45	0	53	3



































QA1.5 How would you judge the current situation in each of the following?

The financial situation of your household (%)

		Very good		Rather good		Rather bad		Very bad		Don't know	Total 'Good'		Total 'Bad'	
		Sp.2019	Diff. Sp.2019 - Aut.2018	Sp.2019	Diff. Sp.2019 - Aut.2018	Sp.2019	Diff. Sp.2019 - Aut.2018	Sp.2019	Diff. Sp.2019 - Aut.2018		Sp.2019	Diff. Sp.2019 - Aut.2018	Sp.2019	Diff. Sp.2019 - Aut.2018
EU28		13	1	59	-1	21	0	5	0	2	72	0	26	0
EURO AREA		12	1	60	-1	21	0	5	0	2	72	0	26	0
NON-EURO AREA		15	0	58	1	19	-1	5	0	3	73	1	24	-1
BE		13	2	67	-2	17	1	3	0	0	80	0	20	1
BG		5	2	41	5	35	-4	14	-1	5	46	7	49	-5
CZ		10	0	62	1	22	-1	5	0	1	72	1	27	-1
DK		47	2	48	-1	4	-1	0	-1	1	95	1	4	-2
DE		18	1	63	-2	12	-1	3	1	4	81	-1	15	0
EE		8	0	71	-2	16	1	3	1	2	79	-2	19	2
IE		14	-5	64	0	16	4	2	-1	4	78	-5	18	3
EL		1	-1	37	0	43	3	19	-2	0	38	-1	62	1
ES		6	1	61	-2	27	0	4	0	2	67	-1	31	0
FR		6	0	59	0	24	0	8	0	3	65	0	32	0
HR		6	-2	53	5	32	0	8	-4	1	59	3	40	-4
IT		5	0	61	1	28	1	5	-1	1	66	1	33	0
CY		9	2	58	-3	28	2	5	-1	0	67	-1	33	1
CY (tcc)		14	2	53	-5	18	1	12	5	3	67	-3	30	6
LV		6	1	61	-3	24	0	6	2	3	67	-2	30	2
LT		4	-1	65	6	25	-3	3	-3	3	69	5	28	-6
LU		20	1	69	3	5	-2	1	0	5	89	4	6	-2
HU		10	4	51	-2	34	-1	4	-1	1	61	2	38	-2
MT		12	-3	74	-3	9	2	0	0	5	86	-6	9	2
NL		42	5	50	-1	6	-1	1	-1	1	92	4	7	-2
AT		22	3	61	-1	10	-3	3	0	4	83	2	13	-3
PL		10	1	64	-1	19	-1	3	0	4	74	0	22	-1
PT		2	1	63	3	32	-2	2	-1	1	65	4	34	-3
RO		8	4	49	-1	33	-3	8	-1	2	57	3	41	-4
SI		6	-3	67	5	22	-1	4	-1	1	73	2	26	-2
SK		6	-1	54	-3	30	4	4	-1	6	60	-4	34	3
FI		26	2	63	-1	9	-1	1	0	1	89	1	10	-1
SE		36	-6	53	3	8	2	3	1	0	89	-3	11	3
UK		19	-2	61	3	13	0	4	0	3	80	1	17	0
AL		10	3	46	-6	37	2	7	1	0	56	-3	44	3
MK		9	1	53	-5	26	1	11	2	1	62	-4	37	3
ME		16	10	47	1	25	-6	8	-4	4	63	11	33	-10
RS		5	1	39	4	39	-2	13	0	4	44	5	52	-2
TR		11	1	35	-5	40	2	12	2	2	46	-4	52	4

QA1.6 How would you judge the current situation in each of the following?



































The employment situation in (OUR COUNTRY) (%)

		Very good		Rather good		Rather bad		Very bad		Don't know	Total 'Good'		Total 'Bad'	
		Sp.2019	Diff. Sp.2019 - Aut.2018	Sp.2019	Diff. Sp.2019 - Aut.2018	Sp.2019	Diff. Sp.2019 - Aut.2018	Sp.2019	Diff. Sp.2019 - Aut.2018		Sp.2019	Diff. Sp.2019 - Aut.2018	Sp.2019	Diff. Sp.2019 - Aut.2018
EU28		8	0	39	2	35	-1	13	-2	5	47	2	48	-3
EURO AREA		7	0	35	3	39	0	16	-3	3	42	3	55	-3
NON-EURO AREA		11	1	46	-1	28	0	8	-1	7	57	0	36	-1
BE		6	-1	56	-1	30	1	6	0	2	62	-2	36	1
BG		4	1	22	3	45	-1	19	-2	10	26	4	64	-3
CZ		28	2	50	-2	16	0	4	1	2	78	0	20	1
DK		45	4	45	-4	6	0	1	0	3	90	0	7	0
DE		16	-2	57	-4	18	3	4	2	5	73	-6	22	5
EE		6	1	47	-2	32	2	6	2	9	53	-1	38	4
IE		15	-1	61	1	19	1	3	-1	2	76	0	22	0
EL		0	-1	7	5	33	-3	60	-1	0	7	4	93	-4
ES		1	1	15	2	58	3	25	-6	1	16	3	83	-3
FR		1	1	24	11	55	-6	16	-7	4	25	12	71	-13
HR		3	1	23	9	47	1	27	-10	0	26	10	74	-9
IT		2	-1	20	6	49	1	28	-6	1	22	5	77	-5
CY		2	1	38	4	50	2	7	-9	3	40	5	57	-7
CY (tcc)*		7	1	31	0	33	-1	26	3	3	38	1	59	2
LV		2	1	34	1	44	-3	10	-3	10	36	2	54	-6
LT		3	1	45	4	39	-3	6	-4	7	48	5	45	-7
LU		10	-4	71	6	11	-3	2	0	6	81	2	13	-3
HU		11	3	49	5	32	-5	4	-4	4	60	8	36	-9
MT		18	-13	66	3	8	4	1	1	7	84	-10	9	5
NL		30	5	56	-3	12	1	1	0	1	86	2	13	1
AT		14	-2	59	2	19	-2	3	0	5	73	0	22	-2
PL		12	4	58	-1	19	-5	2	0	9	70	3	21	-5
PT		1	0	29	0	62	1	6	0	2	30	0	68	1
RO		4	2	32	3	43	-1	16	-4	5	36	5	59	-5
SI		2	-1	46	9	40	-4	8	-5	4	48	8	48	-9
SK		6	1	43	-1	37	0	10	1	4	49	0	47	1
FI		3	0	63	3	30	-3	2	0	2	66	3	32	-3
SE		13	-7	64	3	19	4	2	1	2	77	-4	21	5
UK		8	0	42	-5	30	3	10	1	10	50	-5	40	4
AL		7	2	28	-4	48	5	17	-2	0	35	-2	65	3
MK		4	0	29	7	34	-4	30	-4	3	33	7	64	-8
ME		12	10	27	14	33	-8	22	-20	6	39	24	55	-28
RS		5	2	22	7	39	0	31	-4	3	27	9	70	-4
TR		12	3	22	-3	36	-9	27	7	3	34	0	63	-2

*CY(tcc): The employment situation in the Turkish Cypriot Community



































QA1.7 How would you judge the current situation in each of the following?

The provision of public services in (OUR COUNTRY) (%)

		Very good		Rather good		Rather bad		Very bad		Don't know	Total 'Good'		Total 'Bad'	
		Sp.2019	Diff. Sp.2019 - Aut.2018	Sp.2019	Diff. Sp.2019 - Aut.2018	Sp.2019	Diff. Sp.2019 - Aut.2018	Sp.2019	Diff. Sp.2019 - Aut.2018		Sp.2019	Diff. Sp.2019 - Aut.2018	Sp.2019	Diff. Sp.2019 - Aut.2018
EU28		8	0	46	1	32	0	10	0	4	54	1	42	0
EURO AREA		8	0	47	1	32	0	9	-1	4	55	1	41	-1
NON-EURO AREA		8	1	44	0	32	-1	10	0	6	52	1	42	-1
BE		7	-2	59	-5	27	4	6	3	1	66	-7	33	7
BG		5	2	28	3	38	2	13	-2	16	33	5	51	0
CZ		8	0	59	2	25	1	3	-1	5	67	2	28	0
DK		16	1	47	-3	30	3	4	-1	3	63	-2	34	2
DE		10	-3	64	2	18	-1	4	2	4	74	-1	22	1
EE		8	-1	68	2	16	0	3	0	5	76	1	19	0
IE		11	0	44	-1	33	3	7	-4	5	55	-1	40	-1
EL		0	0	16	3	53	0	30	-3	1	16	3	83	-3
ES		6	4	41	1	40	-4	11	0	2	47	5	51	-4
FR		5	2	43	-2	36	1	11	0	5	48	0	47	1
HR		3	-1	30	4	44	-1	20	-2	3	33	3	64	-3
IT		3	0	31	2	46	1	17	-3	3	34	2	63	-2
CY		2	1	42	4	42	1	11	-4	3	44	5	53	-3
LV		4	0	52	-3	31	4	5	0	8	56	-3	36	4
LT		5	0	63	7	21	-6	3	-2	8	68	7	24	-8
LU		27	-2	62	7	7	-2	1	0	3	89	5	8	-2
HU		12	5	51	-4	29	-2	5	0	3	63	1	34	-2
MT		11	-10	64	3	17	4	1	0	7	75	-7	18	4
NL		42	6	49	-4	7	-1	1	0	1	91	2	8	-1
AT		24	5	61	-2	12	-1	1	-2	2	85	3	13	-3
PL		7	3	50	-2	30	-1	7	0	6	57	1	37	-1
PT		0	-1	40	3	49	-1	8	1	3	40	2	57	0
RO		3	1	35	1	42	-5	14	2	6	38	2	56	-3
SI		4	-1	57	5	32	0	5	-2	2	61	4	37	-2
SK		3	0	49	-1	36	4	7	0	5	52	-1	43	4
FI		18	-3	65	0	14	2	1	0	2	83	-3	15	2
SE		16	-5	55	-1	20	3	2	0	7	71	-6	22	3
UK		8	-1	38	0	33	1	14	-1	7	46	-1	47	0
AL		11	4	39	-9	41	5	9	0	0	50	-5	50	5
MK		5	-1	38	3	30	-1	23	-2	4	43	2	53	-3
ME		13	10	39	10	29	-7	13	-16	6	52	20	42	-23
RS		4	0	33	6	42	-1	15	-1	6	37	6	57	-2
TR		12	-1	31	1	36	-4	18	3	3	43	0	54	-1



































QA2.1 What are your expectations for the next twelve months: will the next twelve months be better, worse or the same, when it comes to...?

Your life in general (%)

		Better		Worse		Same		Don't know
		Sp.2019	Diff. Sp.2019 - Aut.2018	Sp.2019	Diff. Sp.2019 - Aut.2018	Sp.2019	Diff. Sp.2019 - Aut.2018	
EU28		32	3	10	-1	56	-2	2
EURO AREA		30	2	9	-1	59	-1	2
NON-EURO AREA		34	3	12	-2	51	-1	3
BE		25	1	12	0	62	-1	1
BG		24	1	10	-7	56	4	10
CZ		32	7	9	-3	58	-4	1
DK		28	2	5	0	66	-2	1
DE		23	1	7	1	69	-2	1
EE		37	-3	6	-1	53	3	4
IE		36	-5	7	5	54	-2	3
EL		25	1	17	-5	57	5	1
ES		31	2	7	0	61	0	1
FR		39	7	9	-6	49	-2	3
HR		30	-2	9	-2	61	4	0
IT		36	3	13	1	49	-3	2
CY		33	1	8	1	56	0	3
CY (tcc)		38	-4	24	1	29	4	9
LV		32	-3	6	1	58	2	4
LT		34	6	5	-7	58	0	3
LU		35	2	6	-1	57	1	2
HU		38	11	11	0	50	-11	1
MT		33	-6	6	2	46	-4	15
NL		24	-3	4	0	72	4	0
AT		20	1	7	-1	71	-1	2
PL		31	0	11	-1	56	2	2
PT		25	-1	6	-2	64	4	5
RO		37	8	23	-6	36	-2	4
SI		27	1	11	-1	59	0	3
SK		30	0	12	-1	55	2	3
FI		27	-2	4	1	67	0	2
SE		42	1	3	0	54	-1	1
UK		36	4	11	-2	49	-2	4
AL		60	-9	18	7	21	1	1
MK		33	-5	16	2	50	4	1
ME		46	-4	15	7	38	-3	1
RS		37	2	16	3	44	-6	3
TR		32	-7	26	-2	40	10	2

QA2.2 What are your expectations for the next twelve months: will the next twelve months be better, worse or the same, when it comes to...?



































The situation in (OUR COUNTRY) in general (%)

		Better		Worse		Same		Don't know
		Sp.2019	Diff. Sp.2019 - Aut.2018	Sp.2019	Diff. Sp.2019 - Aut.2018	Sp.2019	Diff. Sp.2019 - Aut.2018	
EU28		24	3	23	-2	48	-1	5
EURO AREA		23	2	22	-2	52	0	3
NON-EURO AREA		26	4	26	-2	40	-2	8
BE		13	-4	33	11	52	-8	2
BG		24	2	17	-12	50	12	9
CZ		20	4	22	-2	55	-2	3
DK		28	15	11	2	57	-19	4
DE		13	3	24	-1	61	-2	2
EE		26	-4	17	5	51	1	6
IE		32	-7	13	4	50	2	5
EL		24	6	26	-7	49	2	1
ES		25	1	20	1	53	0	2
FR		26	5	24	-9	45	3	5
HR		23	-5	25	-1	50	5	2
IT		35	1	23	-2	39	2	3
CY		27	3	20	0	50	-3	3
CY (tcc)*		24	-1	40	0	29	0	7
LV		26	2	10	-1	58	0	6
LT		33	16	6	-12	58	-4	3
LU		24	7	14	1	60	-2	2
HU		32	5	19	-3	47	-2	2
MT		31	-9	10	2	42	-4	17
NL		10	-3	16	1	72	2	2
AT		22	4	11	-3	63	-3	4
PL		30	-1	16	0	46	-1	8
PT		25	-6	8	-2	61	11	6
RO		32	7	30	1	33	-7	5
SI		18	-2	16	-8	63	11	3
SK		25	0	14	-2	57	2	4
FI		20	0	18	5	58	-7	4
SE		14	-5	27	-2	57	8	2
UK		23	7	36	-4	28	-4	13
AL		44	-15	26	6	30	9	0
MK		28	-5	28	0	40	5	4
ME		33	-5	32	13	32	-10	3
RS		36	5	19	0	41	-7	4
TR		27	-4	38	-3	31	5	4

*CY(tcc): The situation in the Turkish Cypriot Community in general

QA2.3 What are your expectations for the next twelve months: will the next twelve months be better, worse or the same, when it comes to...?



































The economic situation in (OUR COUNTRY) (%)

		Better		Worse		Same		Don't know
		Sp.2019	Diff. Sp.2019 - Aut.2018	Sp.2019	Diff. Sp.2019 - Aut.2018	Sp.2019	Diff. Sp.2019 - Aut.2018	
EU28		22	1	26	-1	47	0	5
EURO AREA		22	1	24	0	51	0	3
NON-EURO AREA		23	2	29	-2	39	-1	9
BE		13	-5	32	8	53	-4	2
BG		23	2	19	-9	48	9	10
CZ		19	3	26	0	52	-2	3
DK		13	0	14	6	68	-7	5
DE		11	0	27	3	60	-3	2
EE		25	-2	18	4	51	0	6
IE		32	-6	16	6	46	-2	6
EL		23	5	27	-9	48	4	2
ES		23	-1	21	1	54	2	2
FR		25	4	25	-9	44	4	6
HR		24	-3	28	-2	46	5	2
IT		34	3	25	-2	38	0	3
CY		27	2	20	-2	50	-1	3
CY (tcc)*		23	0	40	-2	31	1	6
LV		22	-1	13	-1	58	1	7
LT		33	16	8	-11	55	-7	4
LU		21	-1	12	-1	62	5	5
HU		32	3	20	-2	45	-2	3
MT		31	-12	8	2	45	1	16
NL		15	-8	18	4	64	4	3
AT		19	-2	14	0	64	1	3
PL		28	-4	19	2	46	0	7
PT		25	-4	9	-2	59	9	7
RO		30	10	30	-3	35	-5	5
SI		20	-1	19	-6	59	8	2
SK		25	0	16	-3	55	3	4
FI		15	-4	28	11	52	-10	5
SE		8	-3	32	-2	57	6	3
UK		19	2	40	-3	26	-2	15
AL		49	-4	17	-2	33	5	1
MK		27	-5	32	1	37	4	4
ME		37	2	25	2	35	-6	3
RS		36	5	22	0	39	-5	3
TR		28	-2	40	-2	30	4	2

*CY(tcc): The economic situation in the Turkish Cypriot Community



































QA2.4 What are your expectations for the next twelve months: will the next twelve months be better, worse or the same, when it comes to...?

The financial situation of your household (%)

		Better		Worse		Same		Don't know
		Sp.2019	Diff. Sp.2019 - Aut.2018	Sp.2019	Diff. Sp.2019 - Aut.2018	Sp.2019	Diff. Sp.2019 - Aut.2018	
EU28		25	2	12	-2	60	0	3
EURO AREA		24	1	11	-2	63	1	2
NON-EURO AREA		27	3	14	-2	56	-1	3
BE		18	-4	15	0	66	4	1
BG		23	2	13	-7	54	4	10
CZ		26	4	12	-4	60	-1	2
DK		18	-2	4	0	77	2	1
DE		18	0	9	0	71	-1	2
EE		31	-5	6	-1	60	6	3
IE		29	-3	9	3	58	-2	4
EL		19	1	21	-5	59	4	1
ES		25	2	7	0	67	0	1
FR		30	4	14	-6	52	1	4
HR		29	-1	10	-3	61	4	0
IT		31	5	13	-3	54	-2	2
CY		27	1	10	0	61	0	2
CY (tcc)		38	0	21	-1	34	2	7
LV		31	3	6	-1	58	-3	5
LT		28	4	6	-6	63	1	3
LU		26	-2	7	-1	63	4	4
HU		28	4	17	0	54	-3	1
MT		25	-1	6	1	56	-8	13
NL		18	-4	9	0	72	6	1
AT		18	1	8	-2	71	0	3
PL		25	-3	14	0	58	3	3
PT		23	0	4	-4	68	5	5
RO		31	7	25	-4	41	-3	3
SI		24	4	10	-3	63	-2	3
SK		27	0	13	-1	56	0	4
FI		19	-6	5	1	74	4	2
SE		32	4	9	0	59	-3	0
UK		26	5	13	-3	57	-3	4
AL		54	-1	14	-4	29	3	3
MK		29	-6	18	4	51	2	2
ME		35	-1	22	8	42	-6	1
RS		35	5	16	3	45	-8	4
TR		26	-3	31	-6	40	9	3

QA2.5 What are your expectations for the next twelve months: will the next twelve months be better, worse or the same, when it comes to...?



































The employment situation in (OUR COUNTRY) (%)

		Better		Worse		Same		Don't know
		Sp.2019	Diff. Sp.2019 - Aut.2018	Sp.2019	Diff. Sp.2019 - Aut.2018	Sp.2019	Diff. Sp.2019 - Aut.2018	
EU28		24	1	22	-2	49	1	5
EURO AREA		24	0	21	-1	51	1	4
NON-EURO AREA		24	2	23	-2	45	0	8
BE		15	-6	25	3	57	1	3
BG		23	2	16	-4	47	3	14
CZ		21	3	18	4	56	-6	5
DK		16	-6	8	2	72	4	4
DE		12	-2	25	6	58	-5	5
EE		22	-4	17	4	50	0	11
IE		35	-5	14	7	47	-2	4
EL		23	5	26	-8	49	3	2
ES		27	1	20	1	52	1	1
FR		29	8	22	-8	43	-2	6
HR		27	-2	23	-5	48	8	2
IT		34	1	24	-6	39	5	3
CY		27	0	20	2	48	-3	5
CY (tcc)*		21	0	40	0	32	1	7
LV		25	4	11	0	56	-5	8
LT		25	5	5	-9	65	2	5
LU		26	5	14	-2	54	0	6
HU		31	3	18	-2	47	-1	4
MT		29	-12	8	4	46	0	17
NL		22	-11	12	2	62	8	4
AT		19	-4	17	0	59	2	5
PL		29	1	11	-4	52	3	8
PT		27	-4	9	-1	58	8	6
RO		28	6	31	-3	35	-1	6
SI		23	1	18	-4	56	6	3
SK		27	-2	16	0	53	1	4
FI		23	-6	15	3	58	2	4
SE		15	-1	31	2	50	0	4
UK		19	1	31	-3	38	-1	12
AL		44	-2	26	4	27	-4	3
MK		25	-2	31	3	39	0	5
ME		33	3	27	6	37	-10	3
RS		38	10	20	-4	39	-3	3
TR		23	0	40	-6	33	4	4

*CY(tcc): The employment situation in the Turkish Cypriot Community



































QA2.6 What are your expectations for the next twelve months: will the next twelve months be better, worse or the same, when it comes to...?

Your personal job situation (%)

		Better		Worse		Same		Don't know
		Sp.2019	Diff. Sp.2019 - Aut.2018	Sp.2019	Diff. Sp.2019 - Aut.2018	Sp.2019	Diff. Sp.2019 - Aut.2018	
EU28		24	2	8	0	57	-1	11
EURO AREA		24	1	7	0	58	1	11
NON-EURO AREA		23	2	11	1	55	-2	11
BE		18	-3	13	4	60	-3	9
BG		19	2	7	-1	64	-1	10
CZ		22	5	7	-2	53	-1	18
DK		16	-3	2	0	77	4	5
DE		21	2	5	0	62	-3	12
EE		26	-1	5	1	56	4	13
IE		29	0	7	3	56	-5	8
EL		17	2	13	-1	60	2	10
ES		24	1	6	0	67	1	3
FR		28	2	6	-1	49	0	17
HR		28	1	9	-2	61	2	2
IT		30	3	12	0	50	2	8
CY		24	1	8	1	56	-3	12
CY (tcc)		32	-6	33	9	29	0	6
LV		29	2	5	2	56	-2	10
LT		25	4	3	-4	63	1	9
LU		24	1	5	-2	60	10	11
HU		24	2	15	2	53	-5	8
MT		22	0	3	2	43	-13	32
NL		18	-6	4	-1	57	9	21
AT		17	0	8	-1	70	3	5
PL		24	1	10	0	56	-3	10
PT		20	-1	3	-2	70	6	7
RO		26	4	26	1	36	-1	12
SI		20	2	8	-2	66	2	6
SK		24	0	11	1	51	2	14
FI		17	-2	2	0	68	3	13
SE		27	2	3	-1	62	0	8
UK		23	4	9	2	57	-3	11
AL		48	2	20	3	30	-5	2
MK		24	-4	17	3	49	2	10
ME		34	4	24	11	36	-10	6
RS		24	3	13	4	35	-5	28
TR		25	-1	27	-10	45	12	3

QA2.7 What are your expectations for the next twelve months: will the next twelve months be better, worse or the same, when it comes to...?



































The economic situation in the EU (%)

		Better		Worse		Same		Don't know
		Sp.2019	Diff. Sp.2019 - Aut.2018	Sp.2019	Diff. Sp.2019 - Aut.2018	Sp.2019	Diff. Sp.2019 - Aut.2018	
EU28		21	3	22	-3	45	-1	12
EURO AREA		21	3	22	-3	48	1	9
NON-EURO AREA		21	4	23	-2	40	-3	16
BE		12	-3	33	3	50	-2	5
BG		27	1	10	-1	40	3	23
CZ		15	6	23	0	47	-6	15
DK		10	1	14	-7	62	6	14
DE		10	2	33	-3	47	0	10
EE		21	-1	10	-3	50	3	19
IE		27	-3	18	6	47	-1	8
EL		20	1	17	-4	57	4	6
ES		24	1	12	-2	58	3	6
FR		22	3	20	-3	43	0	15
HR		35	3	10	-4	48	4	7
IT		35	7	19	-4	39	-1	7
CY		25	3	12	-3	51	-1	12
CY (tcc)		37	0	28	0	23	0	12
LV		24	-1	8	0	51	-2	17
LT		27	7	5	-5	61	-3	7
LU		19	3	27	-6	45	7	9
HU		32	6	16	-4	46	-3	6
MT		21	-2	8	-4	44	1	27
NL		10	0	35	-2	45	1	10
AT		15	-1	19	-2	61	3	5
PL		25	2	13	-2	50	-1	12
PT		24	-6	5	-4	61	12	10
RO		35	12	24	-5	30	-4	11
SI		21	1	16	-6	58	6	5
SK		23	0	16	-1	55	2	6
FI		9	0	21	-7	56	2	14
SE		7	0	39	-3	41	2	13
UK		15	4	29	-1	33	-6	23
AL		56	-4	21	4	21	0	2
MK		42	-8	14	3	32	6	12
ME		36	4	21	6	38	-8	5
RS		32	3	16	0	37	-1	15
TR		28	-6	24	-8	33	9	15

QA3 What do you think are the two most important issues facing (OUR COUNTRY) at the moment?



































(%)

(MAX. 2 ANSWERS)

		Crime		Economic situation		Rising prices/ inflation/ cost of living		Taxation	
		Sp.2019	Diff. Sp.2019 -Aut.2018	Sp.2019	Diff. Sp.2019 -Aut.2018	Sp.2019	Diff. Sp.2019 -Aut.2018	Sp.2019	Diff. Sp.2019 -Aut.2018
EU28		11	-1	16	1	21	0	8	0
EURO AREA		9	-1	16	1	17	-1	9	0
NON-EURO AREA		16	-1	15	-1	28	-1	6	0
BE		11	-1	12	3	20	-1	11	1
BG		16	1	27	1	46	-2	5	0
CZ		9	-2	10	0	38	-3	8	3
DK		8	-9	6	0	4	-1	12	-1
DE		12	-1	5	2	13	-1	4	0
EE		2	-1	17	4	38	-6	17	-4
IE		13	-2	11	4	16	-4	5	-1
EL		8	1	45	4	9	3	16	-1
ES		6	0	21	-4	9	-1	7	-1
FR		9	-2	11	-1	28	-3	7	-1
HR		24	7	26	-2	25	-2	7	1
IT		9	1	31	7	12	1	17	2
CY		11	1	41	2	19	-4	5	-1
CY (tcc)*		22	4	30	2	38	2	7	0
LV		2	-1	15	-3	31	6	31	8
LT		6	1	13	-2	54	-2	22	1
LU		3	-3	3	-1	22	-7	7	-1
HU		6	-1	16	0	32	3	6	1
MT		10	-9	1	-1	20	1	2	0
NL		6	-3	4	-1	13	2	3	0
AT		12	0	11	-1	21	-1	5	-1
PL		8	2	11	0	46	4	8	-2
PT		3	-1	22	6	27	-5	11	-6
RO		9	-7	25	-2	35	3	10	2
SI		6	1	13	-6	12	1	10	-8
SK		7	-2	17	2	37	0	6	0
FI		3	0	17	3	9	-1	7	0
SE		24	3	9	-1	4	1	3	-1
UK		26	-1	15	-2	17	-3	4	0
AL		18	0	38	5	19	-3	6	0
MK		18	1	35	0	26	3	3	0
ME		23	-1	17	-4	25	6	3	-2
RS		25	1	33	-5	21	-3	3	-1
TR		7	-2	39	3	35	4	5	-1



































*CY(tcc): What do you think are the two most important issues facing our Community at the moment?

QA3 What do you think are the two most important issues facing (OUR COUNTRY) at the moment?
(%)
(MAX. 2 ANSWERS)

		Unemployment		Terrorism		Housing		Government debt	
		Sp.2019	Diff. Sp.2019 - Aut.2018	Sp.2019	Diff. Sp.2019 - Aut.2018	Sp.2019	Diff. Sp.2019 - Aut.2018	Sp.2019	Diff. Sp.2019 - Aut.2018
EU28		21	-2	6	-2	13	2	10	0
EURO AREA		27	-3	7	-2	13	1	10	0
NON-EURO AREA		9	-2	6	-1	12	2	9	-1
BE		15	2	4	-5	5	-3	22	6
BG		15	0	3	1	1	0	4	1
CZ		4	0	3	-2	18	4	21	3
DK		2	-3	4	-4	2	0	1	-2
DE		7	1	7	-3	30	3	3	-2
EE		15	0	1	0	1	0	6	5
IE		9	-4	2	-1	54	-6	5	0
EL		49	-3	1	0	1	1	22	-6
ES		51	-1	4	0	10	3	10	0
FR		33	-5	13	-5	7	0	11	3
HR		33	-10	1	-1	4	2	21	4
IT		44	-5	6	0	4	1	19	3
CY		24	-8	1	-1	11	6	7	0
CY (tcc)*		29	3	3	-1	4	-1	N.A	N.A
LV		17	-2	0	-1	4	-1	6	1
LT		18	0	0	0	4	1	3	-2
LU		10	-2	3	-1	60	4	1	-1
HU		8	-3	5	-1	7	-2	9	-1
MT		1	0	1	-1	43	14	1	0
NL		3	1	5	-5	11	-8	1	0
AT		16	-3	4	-3	12	1	11	2
PL		5	-4	3	-2	7	-1	15	2
PT		18	-9	1	0	7	1	13	-2
RO		11	-2	4	1	7	0	11	0
SI		15	-7	1	0	8	2	10	-2
SK		14	-3	3	0	7	0	7	0
FI		15	-5	2	-2	3	0	15	-1
SE		7	3	4	2	7	-4	0	-1
UK		10	-1	9	-2	20	6	4	-3
AL		27	-1	3	0	5	1	5	-2
MK		30	-5	1	-1	2	1	8	-3
ME		29	-15	4	0	7	0	19	-4
RS		36	-5	3	2	3	1	12	1
TR		31	3	23	0	4	1	6	-2



































*CY(tcc): What do you think are the two most important issues facing our Community at the moment?

QA3 What do you think are the two most important issues facing (OUR COUNTRY) at the moment?
(%)
(MAX. 2 ANSWERS)

		Cyprus issue		Immigration		Health and social security		The education system	
		Sp.2019	Diff. Sp.2019 - Aut.2018	Sp.2019	Diff. Sp.2019 - Aut.2018	Sp.2019	Diff. Sp.2019 - Aut.2018	Sp.2019	Diff. Sp.2019 - Aut.2018
EU28		N.A	N.A	17	-4	21	1	12	1
EURO AREA		N.A	N.A	19	-6	16	1	11	0
NON-EURO AREA		N.A	N.A	12	-1	30	-1	13	2
BE		N.A	N.A	28	-1	13	-3	11	0
BG		N.A	N.A	9	2	31	-1	9	1
CZ		N.A	N.A	16	0	20	4	9	1
DK		N.A	N.A	24	-6	40	5	16	0
DE		N.A	N.A	24	-12	15	0	18	0
EE		N.A	N.A	11	-1	30	-5	13	2
IE		N.A	N.A	7	2	41	1	7	3
EL		N.A	N.A	18	-4	9	0	6	1
ES		N.A	N.A	16	-3	15	4	10	2
FR		N.A	N.A	17	2	12	5	11	0
HR		N.A	N.A	13	2	16	0	7	1
IT		N.A	N.A	22	-10	7	-1	4	1
CY		N.A	N.A	16	4	22	0	17	4
CY (tcc)*		15	-4	7	4	15	1	11	-2
LV		N.A	N.A	7	0	32	-10	14	2
LT		N.A	N.A	10	-1	19	0	14	0
LU		N.A	N.A	12	-2	8	-1	17	-1
HU		N.A	N.A	17	-4	45	5	13	1
MT		N.A	N.A	49	-1	4	-2	6	-1
NL		N.A	N.A	23	-4	32	-12	13	-3
AT		N.A	N.A	18	-8	21	-1	18	1
PL		N.A	N.A	9	0	28	-2	14	9
PT		N.A	N.A	4	1	34	1	7	-2
RO		N.A	N.A	7	2	30	7	13	-1
SI		N.A	N.A	24	0	47	16	6	3
SK		N.A	N.A	7	-2	36	2	11	0
FI		N.A	N.A	16	1	48	3	17	-1
SE		N.A	N.A	22	2	42	-5	22	-4
UK		N.A	N.A	13	-1	29	-3	13	1
AL		N.A	N.A	12	-2	20	2	11	3
MK		N.A	N.A	26	3	17	3	7	2
ME		N.A	N.A	5	0	13	0	12	2
RS		N.A	N.A	5	1	12	0	8	2
TR		N.A	N.A	9	0	6	1	14	2

*CY(tcc): What do you think are the two most important issues facing our Community at the moment?

QA3 What do you think are the two most important issues facing (OUR COUNTRY) at the moment?
(%)
(MAX. 2 ANSWERS)


































		Pensions		The environment, climate and energy issues		Other (SPONTA-NEOUS)		None (SPONTA-NEOUS)		Don't know
		Sp.2019	Diff. Sp.2019 - Aut.2018	Sp.2019	Diff. Sp.2019 - Aut.2018	Sp.2019	Diff. Sp.2019 - Aut.2018	Sp.2019	Diff. Sp.2019 - Aut.2018	
EU28		14	-1	20	6	2	0	0	0	1
EURO AREA		16	0	21	6	2	1	0	0	1
NON-EURO AREA		11	-2	17	5	2	0	0	0	2
BE		22	2	20	-5	1	1	0	0	0
BG		17	2	6	3	2	0	0	0	2
CZ		19	-5	14	5	1	-2	0	-1	0
DK		9	2	54	17	9	4	0	0	1
DE		15	-3	36	14	2	0	0	-1	0
EE		16	-3	14	5	4	0	1	0	2
IE		4	-1	17	8	1	-1	0	0	0
EL		9	0	2	1	2	1	0	0	0
ES		22	1	7	4	4	0	1	0	0
FR		15	1	23	7	1	1	0	0	0
HR		15	0	3	0	0	0	0	0	0
IT		12	-2	8	1	0	0	0	0	1
CY		8	1	4	-2	11	-1	0	0	0
CY (tcc)*		3	-1	1	-2	1	0	0	0	1
LV		22	-2	4	2	2	0	1	0	1
LT		18	-1	4	1	4	1	0	0	0
LU		7	1	22	4	5	1	0	-1	1
HU		17	1	10	3	0	-1	0	0	1
MT		8	0	33	5	7	-1	1	1	2
NL		32	23	51	10	1	0	0	0	0
AT		14	-2	26	12	3	1	0	0	1
PL		15	-6	10	1	1	-1	1	0	3
PT		18	-1	6	3	13	7	0	0	2
RO		18	1	9	4	1	-1	0	0	0
SI		22	4	8	1	2	-3	1	0	1
SK		16	-1	13	4	3	0	0	0	2
FI		9	-2	35	3	1	0	0	0	0
SE		8	2	44	5	2	-1	0	0	0
UK		4	-1	20	9	3	2	0	0	2
AL		6	2	7	-2	0	0	0	0	0
MK		6	0	6	-1	1	-1	0	0	1
ME		9	1	4	-3	0	0	2	2	2
RS		9	1	3	1	3	-1	1	0	2
TR		5	-1	3	0	1	1	0	0	0

*CY(tcc): What do you think are the two most important issues facing our Community at the moment?

QA4 And personally, what are the two most important issues you are facing at the moment?

(%)



































(MAX. 2 ANSWERS)

		Crime		The economic situation in (OUR COUNTRY)		Rising prices/ inflation/ cost of living		Taxation	
		Sp.2019	Diff. Sp.2019 - Aut.2018	Sp.2019	Diff. Sp.2019 - Aut.2018	Sp.2019	Diff. Sp.2019 - Aut.2018	Sp.2019	Diff. Sp.2019 - Aut.2018
EU28		6	0	8	0	31	-1	10	-2
EURO AREA		5	-1	8	1	29	-2	13	-1
NON-EURO AREA		8	1	9	-1	34	1	6	-1
BE		10	1	5	-1	33	-4	17	2
BG		6	1	12	-1	40	-7	5	1
CZ		3	-2	5	2	41	-2	8	3
DK		3	-2	5	2	8	-2	5	1
DE		5	-1	4	2	25	-1	9	2
EE		1	-1	6	0	38	-8	13	-3
IE		7	0	9	1	36	-7	12	-1
EL		7	3	19	7	29	1	28	2
ES		2	0	10	-3	25	-2	12	-5
FR		7	-2	6	-1	40	-7	8	-4
HR		3	1	11	0	32	-3	6	0
IT		7	1	11	0	25	2	22	-1
CY		4	1	13	-6	28	-4	5	-1
CY (tcc)		10	3	14	2	37	13	8	-19
LV		1	0	12	2	36	-2	22	4
LT		1	0	8	2	61	-3	18	-6
LU		5	-1	2	0	28	-1	9	0
HU		2	-2	10	3	36	4	5	-2
MT		7	-3	2	1	36	2	1	-3
NL		4	0	4	-1	21	-1	4	-2
AT		7	-2	6	1	30	0	5	-1
PL		4	1	5	0	43	3	6	-3
PT		1	0	5	0	42	0	21	3
RO		6	1	14	2	34	-1	10	2
SI		1	0	4	-2	18	2	8	-2
SK		3	1	8	0	34	-4	5	1
FI		2	0	13	1	12	-4	10	3
SE		12	1	7	1	6	0	4	-1
UK		14	4	11	-3	32	1	6	-1
AL		4	-1	14	3	36	-5	5	0
MK		8	2	18	0	25	-1	4	1
ME		11	-2	14	-3	30	2	5	2
RS		4	-1	12	-1	29	-2	3	-1
TR		7	0	21	3	35	6	4	-3

QA4 And personally, what are the two most important issues you are facing at the moment?

(%)


































(MAX. 2 ANSWERS)

		Unemployment		Terrorism		Cyprus issue		Housing	
		Sp.2019	Diff. Sp.2019 - Aut.2018	Sp.2019	Diff. Sp.2019 - Aut.2018	Sp.2019	Diff. Sp.2019 - Aut.2018	Sp.2019	Diff. Sp.2019 - Aut.2018
EU28		9	-1	2	-1	N.A	N.A	8	1
EURO AREA		10	-2	2	0	N.A	N.A	8	1
NON-EURO AREA		6	0	3	0	N.A	N.A	8	1
BE		6	0	3	-2	N.A	N.A	7	2
BG		7	-1	2	1	N.A	N.A	2	0
CZ		3	1	2	0	N.A	N.A	17	3
DK		3	-3	3	0	N.A	N.A	6	-2
DE		5	1	2	1	N.A	N.A	10	0
EE		7	2	0	0	N.A	N.A	4	1
IE		6	-3	2	0	N.A	N.A	16	2
EL		18	-1	0	-1	N.A	N.A	0	-1
ES		18	-3	1	-1	N.A	N.A	10	4
FR		9	-2	2	-2	N.A	N.A	7	0
HR		8	-2	2	1	N.A	N.A	9	3
IT		18	-1	3	-1	N.A	N.A	4	1
CY		11	-7	1	1	N.A	N.A	7	0
CY (tcc)		24	7	4	0	14	4	7	1
LV		7	-1	0	0	N.A	N.A	9	2
LT		7	0	0	0	N.A	N.A	6	0
LU		5	-2	3	1	N.A	N.A	21	2
HU		5	0	2	-1	N.A	N.A	7	-2
MT		2	1	1	-1	N.A	N.A	10	1
NL		3	-1	2	-1	N.A	N.A	7	0
AT		6	-1	2	-2	N.A	N.A	12	1
PL		5	-1	3	0	N.A	N.A	5	0
PT		9	-3	1	1	N.A	N.A	5	2
RO		6	0	4	2	N.A	N.A	6	0
SI		7	-1	1	0	N.A	N.A	6	2
SK		6	0	2	0	N.A	N.A	10	2
FI		6	0	1	0	N.A	N.A	10	-2
SE		2	-2	2	1	N.A	N.A	10	0
UK		7	-1	3	-1	N.A	N.A	11	3
AL		14	-1	1	0	N.A	N.A	3	0
MK		22	-1	1	0	N.A	N.A	2	1
ME		19	-6	3	0	N.A	N.A	7	-1
RS		14	-2	1	0	N.A	N.A	3	-1
TR		18	-1	13	-3	N.A	N.A	3	1

QA4 And personally, what are the two most important issues you are facing at the moment?

(%)



































(MAX. 2 ANSWERS)

		The financial situation of your household		Immigration		Health and social security		The education system	
		Sp.2019	Diff. Sp.2019 - Aut.2018	Sp.2019	Diff. Sp.2019 - Aut.2018	Sp.2019	Diff. Sp.2019 - Aut.2018	Sp.2019	Diff. Sp.2019 - Aut.2018
EU28		13	0	5	-1	18	1	10	0
EURO AREA		13	1	6	-1	16	2	11	1
NON-EURO AREA		15	0	4	0	23	1	9	-1
BE		14	0	11	0	11	-3	11	1
BG		19	-1	3	1	23	0	6	-1
CZ		15	0	3	-2	17	0	5	-1
DK		7	0	6	0	22	5	10	1
DE		9	1	7	-1	19	5	14	3
EE		16	1	3	1	27	-2	11	4
IE		13	1	3	0	27	3	11	2
EL		25	-4	4	0	14	0	8	-2
ES		9	0	4	0	13	1	11	2
FR		17	0	4	1	9	1	7	-1
HR		24	-5	4	2	16	0	6	-1
IT		13	2	9	-4	14	0	7	1
CY		32	3	5	-1	18	4	12	-1
CY (tcc)		6	1	11	3	13	1	7	2
LV		9	-3	1	0	29	-1	10	0
LT		11	1	2	0	16	-1	8	1
LU		7	-1	4	0	7	-3	14	-4
HU		22	0	4	-2	26	3	9	2
MT		5	0	13	-2	8	1	8	2
NL		11	-3	5	1	30	-2	24	1
AT		11	-1	6	-4	18	0	13	0
PL		14	-1	3	0	21	2	6	1
PT		9	-1	3	2	19	1	7	0
RO		18	3	5	2	23	1	11	2
SI		14	-1	5	2	19	3	8	0
SK		17	2	2	0	20	-2	5	-1
FI		22	0	5	2	39	-1	15	0
SE		17	7	10	2	41	-5	18	-2
UK		13	-1	3	-3	23	2	9	-5
AL		13	-6	6	-1	20	3	8	0
MK		21	1	12	-2	17	2	7	2
ME		10	-2	3	-1	14	0	9	-1
RS		27	3	2	1	12	-2	8	0
TR		12	1	7	0	6	1	11	-1

QA4 And personally, what are the two most important issues you are facing at the moment?

(%)


































(MAX. 2 ANSWERS)

		The environment, climate and energy issues		Pensions		Working conditions		Living conditions	
		Sp.2019	Diff. Sp.2019 - Aut.2018	Sp.2019	Diff. Sp.2019 - Aut.2018	Sp.2019	Diff. Sp.2019 - Aut.2018	Sp.2019	Diff. Sp.2019 - Aut.2018
EU28		14	4	15	-1	9	0	8	0
EURO AREA		14	3	16	0	10	1	8	0
NON-EURO AREA		12	3	14	-1	8	1	10	1
BE		18	1	19	3	8	-1	8	0
BG		5	3	20	1	11	2	15	1
CZ		9	3	14	-2	8	-3	8	2
DK		28	10	10	0	7	0	3	-2
DE		21	8	14	-3	7	1	4	-1
EE		7	2	19	0	7	1	7	-1
IE		14	4	9	0	7	1	5	1
EL		1	-2	19	-1	11	2	11	-1
ES		9	3	19	-1	14	3	7	0
FR		15	3	18	2	10	0	10	2
HR		5	0	20	2	12	-1	15	1
IT		9	2	14	0	13	2	9	-2
CY		7	3	8	-1	9	-2	6	0
CY (tcc)		6	-1	N.A	N.A	7	-2	10	-3
LV		4	1	20	5	5	-3	5	-2
LT		4	2	16	-1	7	1	4	-2
LU		20	3	4	-3	7	-1	4	-1
HU		9	3	19	1	12	-1	12	-4
MT		33	6	15	1	5	0	6	0
NL		34	6	22	5	7	-2	6	0
AT		16	8	13	-2	9	-1	14	0
PL		7	3	14	-4	10	1	13	-1
PT		3	2	17	-2	13	1	9	0
RO		8	2	16	-1	10	-1	16	-3
SI		6	0	20	0	15	0	17	-5
SK		7	0	14	-1	11	2	10	0
FI		26	-3	14	-1	9	2	12	2
SE		36	-1	14	1	6	-1	8	-2
UK		15	5	10	-1	5	2	6	4
AL		4	0	8	-1	16	7	21	6
MK		5	-2	7	-1	13	0	19	0
ME		5	-5	9	-2	12	1	15	5
RS		5	2	16	0	15	3	15	-5
TR		4	0	8	1	11	1	24	1

QA4 And personally, what are the two most important issues you are facing at the moment?

(%)






























(MAX. 2 ANSWERS)

		Other (SPONTANEOUS)		None (SPONTANEOUS)		Don't know
		Sp.2019	Diff. Sp.2019 - Aut.2018	Sp.2019	Diff. Sp.2019 - Aut.2018	
EU28		3	1	6	-1	1
EURO AREA		3	1	5	-3	1
NON-EURO AREA		2	0	6	0	1
BE		3	1	3	1	0
BG		1	0	4	2	1
CZ		3	-1	6	-1	1
DK		9	-2	22	0	1
DE		5	4	5	-12	3
EE		3	1	8	3	1
IE		2	1	3	-3	1
EL		1	0	2	1	0
ES		2	1	7	-1	0
FR		2	0	7	3	1
HR		1	0	4	1	0
IT		2	-1	4	-1	0
CY		5	1	8	3	0
CY (tcc)		1	0	1	-1	1
LV		3	1	5	-3	1
LT		3	0	5	2	0
LU		10	4	10	1	2
HU		1	0	3	-1	1
MT		9	3	11	-1	1
NL		2	0	3	0	0
AT		4	-1	8	1	0
PL		1	0	6	-2	4
PT		4	1	9	-1	1
RO		1	0	1	-1	0
SI		5	2	9	0	0
SK		4	1	6	-2	4
FI		1	1	0	0	0
SE		2	1	0	-1	0
UK		2	0	8	0	1
AL		0	0	0	0	0
MK		1	0	1	-1	0
ME		0	-1	4	3	2
RS		1	-1	3	0	2
TR		2	2	0	0	1

QA5 What do you think are the two most important issues facing the EU at the moment?

(%)






























(MAX. 2 ANSWERS)

		Crime		Economic situation		Rising prices/ inflation/ cost of living		Taxation	
		Sp.2019	Diff. Sp.2019 - Aut.2018	Sp.2019	Diff. Sp.2019 - Aut.2018	Sp.2019	Diff. Sp.2019 - Aut.2018	Sp.2019	Diff. Sp.2019 - Aut.2018
EU28		9	0	18	0	10	1	4	0
EURO AREA		8	-1	19	0	10	0	4	0
NON-EURO AREA		10	1	16	-1	12	3	4	0
BE		10	0	15	3	13	-2	4	0
BG		10	-1	15	2	13	-1	2	0
CZ		12	2	11	3	11	3	2	0
DK		7	-4	11	-3	3	-1	3	1
DE		8	-3	12	-1	6	0	2	1
EE		6	0	14	2	8	0	3	0
IE		7	-2	17	3	14	-2	4	0
EL		12	0	32	5	7	2	4	-2
ES		5	-1	23	-2	7	-1	6	1
FR		8	-1	18	1	17	1	3	1
HR		16	2	13	-2	12	0	4	1
IT		9	0	28	1	12	2	8	-2
CY		14	-5	20	-2	9	0	3	1
LV		7	-3	13	-2	10	-1	6	0
LT		11	1	11	-3	12	-4	7	0
LU		6	-6	13	3	8	-4	3	1
HU		8	-4	14	1	9	1	4	1
MT	* 	12	-6	5	-5	8	4	4	3
NL		3	-2	12	-3	4	2	1	0
AT		12	1	17	3	13	-1	5	0
PL		10	1	10	-3	16	5	3	-2
PT		7	1	18	2	9	1	4	0
RO		11	-4	16	0	16	3	7	1
SI		13	4	12	-1	7	0	4	-3
SK		15	3	12	0	18	4	3	0
FI		6	0	18	2	3	-3	2	0
SE		11	3	12	-4	1	-1	1	0
UK		9	2	23	-1	10	3	4	0

QA5 What do you think are the two most important issues facing the EU at the moment?

(%)






























(MAX. 2 ANSWERS)

		Unemployment		Terrorism		EU's influence in the world		The state of Member States' public finances	
		Sp.2019	Diff. Sp.2019 - Aut.2018	Sp.2019	Diff. Sp.2019 - Aut.2018	Sp.2019	Diff. Sp.2019 - Aut.2018	Sp.2019	Diff. Sp.2019 - Aut.2018
EU28		12	-1	18	-2	12	1	18	-1
EURO AREA		14	-2	16	-2	11	0	20	0
NON-EURO AREA		7	-2	20	-5	13	1	14	-2
BE		7	-1	12	-6	10	1	17	0
BG		5	0	36	3	8	-1	8	-2
CZ		3	-1	32	-10	10	1	17	1
DK		6	-1	13	-6	10	-5	9	-3
DE		10	2	11	-2	15	1	27	-3
EE		4	0	26	1	13	2	13	-1
IE		10	-3	21	-6	10	-1	10	-3
EL		14	-3	26	2	17	4	27	1
ES		18	-1	15	-5	8	-1	14	-2
FR		13	-1	21	-1	12	2	12	-1
HR		7	-3	33	1	14	4	18	-1
IT		26	-8	14	-1	5	0	17	3
CY		18	-2	25	-1	6	4	16	1
LV		6	0	27	1	10	1	13	-3
LT		4	-3	30	-5	10	2	10	-1
LU		14	0	14	-4	13	5	15	-5
HU		5	-2	23	-6	13	3	20	4
MT	* 	7	0	16	-11	3	-1	6	-5
NL		3	1	13	-5	20	3	33	-1
AT		11	-1	12	2	17	2	24	-4
PL		3	-3	24	-6	9	0	13	1
PT		8	-3	29	-6	5	-1	27	6
RO		8	1	26	2	10	2	16	2
SI		8	-3	20	0	9	0	12	1
SK		6	0	20	-3	10	-2	18	0
FI		8	2	19	-4	18	3	24	-5
SE		5	-1	13	2	13	-4	14	-2
UK		11	-2	13	-6	17	0	13	-6

QA5 What do you think are the two most important issues facing the EU at the moment?

(%)






























(MAX. 2 ANSWERS)

		Immigration		Pensions		The environment		Energy supply	
		Sp.2019	Diff. Sp.2019 - Aut.2018	Sp.2019	Diff. Sp.2019 - Aut.2018	Sp.2019	Diff. Sp.2019 - Aut.2018	Sp.2019	Diff. Sp.2019 - Aut.2018
EU28		34	-6	4	-1	13	4	5	1
EURO AREA		35	-6	5	0	13	3	5	1
NON-EURO AREA		32	-6	4	0	13	4	6	2
BE		44	2	7	-2	16	2	7	-3
BG		46	-5	3	0	6	3	6	3
CZ		53	-5	5	0	11	2	3	-1
DK		46	-2	0	-1	27	12	3	0
DE		37	-8	3	-1	15	6	6	0
EE		53	-12	2	-1	8	2	5	0
IE		28	-4	4	1	17	4	7	2
EL		37	-7	2	-1	6	1	3	-2
ES		37	-1	6	0	12	3	4	1
FR		28	-5	6	0	19	4	5	1
HR		42	-6	4	1	5	3	6	0
IT		32	-9	7	1	8	3	6	3
CY		47	-5	1	-1	6	1	1	0
LV		46	-1	2	-2	6	1	1	-3
LT		38	-4	2	0	4	1	3	0
LU		33	-8	4	-2	15	0	5	1
HU		49	-5	5	-1	7	3	8	1
MT	* 	63	2	3	2	26	15	1	-1
NL		50	1	2	1	15	3	4	0
AT		28	-10	7	0	17	3	8	2
PL		36	-7	5	-1	11	2	8	3
PT		18	-12	2	0	7	4	1	0
RO		24	-1	8	2	12	2	8	0
SI		53	-5	6	1	11	3	5	2
SK		35	-13	7	2	11	-2	6	2
FI		32	-6	2	0	17	4	3	0
SE		35	-3	2	1	26	4	9	2
UK		22	-9	2	0	13	6	3	1

QA5 What do you think are the two most important issues facing the EU at the moment?



































(%)

(MAX. 2 ANSWERS)

		Climate change		Other (SPONTANEOUS)		None (SPONTANEOUS)		Don't know
		Sp.2019	Diff. Sp.2019 - Aut.2018	Sp.2019	Diff. Sp.2019 - Aut.2018	Sp.2019	Diff. Sp.2019 - Aut.2018	Sp.2019
EU28		22	6	2	0	1	0	5
EURO AREA		23	6	2	0	0	-1	3
NON-EURO AREA		20	6	2	0	1	0	8
BE		28	2	1	0	1	1	1
BG		10	2	1	0	1	0	8
CZ		13	5	2	1	0	0	2
DK		49	18	2	-3	0	-1	2
DE		31	10	3	1	1	0	1
EE		13	5	3	1	1	0	7
IE		33	6	4	2	0	0	3
EL		6	2	1	0	0	-1	2
ES		21	11	2	0	1	-1	6
FR		21	-1	1	-1	1	0	4
HR		14	5	0	-1	0	0	1
IT		15	4	1	1	0	0	3
CY		14	2	1	1	0	0	5
LV		12	3	3	1	1	0	9
LT		22	11	4	2	1	0	6
LU		33	14	2	-2	1	0	3
HU		22	9	0	-1	1	1	2
MT	* 	22	15	2	-3	0	-1	6
NL		33	2	3	0	0	0	1
AT		22	3	3	0	0	0	1
PL		17	8	1	0	2	0	8
PT		12	4	11	1	1	1	11
RO		15	3	1	0	0	-1	5
SI		17	5	4	2	1	0	3
SK		14	2	2	1	1	1	5
FI		40	4	1	0	0	0	2
SE		48	2	3	0	0	0	1
UK		19	5	3	0	2	1	12

D73.1 At the present time, would you say that, in general, things are going in the right direction or in the wrong direction, in...?


































(OUR COUNTRY) (%)

		Things are going in the right direction		Things are going in the wrong direction		Neither the one nor the other (SPONTA-NEOUS)		Don't know
		Sp.2019	Diff. Sp.2019 - Aut.2018	Sp.2019	Diff. Sp.2019 - Aut.2018	Sp.2019	Diff. Sp.2019 - Aut.2018	
EU28		34	-1	52	0	8	0	6
EURO AREA		34	0	51	-2	9	0	6
NON-EURO AREA		33	-3	52	1	8	1	7
BE		38	-12	56	14	3	-4	3
BG		25	1	54	-5	10	3	11
CZ		45	1	43	-1	7	-1	5
DK		58	12	19	-15	17	0	6
DE		39	1	47	0	8	-3	6
EE		35	0	36	6	22	-5	7
IE		66	-4	26	6	4	-2	4
EL		17	4	75	-2	6	-1	2
ES		32	6	57	-8	8	2	3
FR		25	4	63	-7	6	1	6
HR		23	3	70	-3	4	-1	3
IT		28	-2	54	-2	11	4	7
CY		30	-4	48	-6	18	8	4
CY (tcc)*		21	7	59	-4	16	-4	4
LV		35	0	42	4	13	-4	10
LT		47	20	30	-22	17	1	6
LU		71	9	13	-4	11	-4	5
HU		49	0	41	-2	6	1	4
MT		59	-9	15	2	20	5	6
NL		56	3	27	-4	15	2	2
AT		49	-7	35	8	13	-1	3
PL		47	-7	39	4	6	2	8
PT		44	-5	32	4	13	-2	11
RO		29	5	59	-9	5	3	7
SI		37	10	45	-7	15	0	3
SK		30	1	51	-6	13	6	6
FI		54	-1	27	-2	14	1	5
SE		43	5	47	2	8	-5	2
UK		20	-6	64	5	8	1	8
AL		39	-8	57	9	2	-2	2
MK		38	-4	48	4	7	1	7
ME		43	3	44	-4	1	0	12
RS		39	-5	48	3	4	2	9
TR		36	-13	59	11	1	0	4

*CY(tcc): Our community


































D73.2 At the present time, would you say that, in general, things are going in the right direction or in the wrong direction, in...?

The European Union (%)

		Things are going in the right direction		Things are going in the wrong direction		Neither the one nor the other (SPONTA-NEOUS)		Don't know
		Sp.2019	Diff. Sp.2019 - Aut.2018	Sp.2019	Diff. Sp.2019 - Aut.2018	Sp.2019	Diff. Sp.2019 - Aut.2018	Sp.2019
EU28		32	3	47	-4	9	0	12
EURO AREA		30	4	50	-5	9	0	11
NON-EURO AREA		36	2	41	-3	9	1	14
BE		38	0	54	2	4	-4	4
BG		45	2	23	-6	11	3	21
CZ		31	7	50	-8	8	0	11
DK		34	12	32	-15	22	1	12
DE		29	3	51	-4	9	-2	11
EE		35	7	24	-8	20	-2	21
IE		57	-1	29	4	5	-2	9
EL		22	4	66	0	7	-2	5
ES		35	4	47	-6	9	2	9
FR		22	4	60	-3	5	0	13
HR		52	6	34	-3	6	-2	8
IT		23	1	53	-7	10	2	14
CY		29	-3	40	-5	18	8	13
CY (tcc)		37	-2	28	3	23	-1	12
LV		45	4	24	-2	9	-5	22
LT		49	3	18	-3	17	-1	16
LU		33	8	41	-6	15	-4	11
HU		45	6	41	-8	8	2	6
MT		31	-4	15	1	28	-1	26
NL		38	6	41	-10	16	5	5
AT		39	7	41	-2	14	-7	6
PL		47	3	29	-10	9	4	15
PT		42	-2	23	0	15	-2	20
RO		50	1	31	4	6	-2	13
SI		36	8	43	-5	15	-2	6
SK		30	-5	46	-3	12	5	12
FI		34	6	38	-14	14	2	14
SE		27	5	56	-2	8	-3	9
UK		21	-6	52	5	10	1	17
AL		83	-1	7	1	7	1	3
MK		60	-6	23	5	5	-1	12
ME		49	6	35	-4	4	1	12
RS		42	-7	32	4	7	0	19
TR		29	-3	52	-1	6	1	13


































D73.3 At the present time, would you say that, in general, things are going in the right direction or in the wrong direction, in...?

The USA (%)

		Things are going in the right direction		Things are going in the wrong direction		Neither the one nor the other (SPONTA-NEOUS)		Don't know
		Sp.2019	Diff. Sp.2019 - Aut.2018	Sp.2019	Diff. Sp.2019 - Aut.2018	Sp.2019	Diff. Sp.2019 - Aut.2018	
EU28		19	0	57	-6	7	1	17
EURO AREA		15	1	64	-6	6	0	15
NON-EURO AREA		28	-1	44	-4	8	3	20
BE		21	10	70	-10	3	-2	6
BG		30	3	25	-8	10	1	35
CZ		28	2	40	-7	8	-1	24
DK		4	-5	77	-3	10	3	9
DE		5	1	84	-1	3	-3	8
EE		20	4	34	-4	11	-4	35
IE		27	12	56	-12	5	-1	12
EL		19	0	57	0	8	-2	16
ES		17	-2	62	-5	7	3	14
FR		13	3	62	-13	3	1	22
HR		38	5	43	-3	6	-2	13
IT		25	-4	46	-4	10	0	19
CY		17	-6	43	-3	10	5	30
CY (tcc)		22	1	50	-2	16	1	12
LV		18	-2	34	2	7	-3	41
LT		33	2	22	-10	16	2	29
LU		11	4	66	-11	6	-2	17
HU		43	4	35	-2	9	1	13
MT		11	4	32	-14	13	5	44
NL		9	-2	79	2	6	1	6
AT		15	-3	69	5	8	-4	8
PL		38	-7	27	1	10	6	25
PT		16	5	47	-11	12	3	25
RO		39	-4	33	4	8	-1	20
SI		18	3	62	-2	10	1	10
SK		19	0	52	-4	10	2	19
FI		9	0	75	-6	4	1	12
SE		8	1	84	-3	3	0	5
UK		21	2	53	-8	6	2	20
AL		79	0	10	1	7	0	4
MK		53	1	27	1	5	-2	15
ME		36	10	44	3	6	0	14
RS		25	-9	45	7	8	1	22
TR		19	-5	63	2	6	0	12



































QA6.1 I would like to ask you a question about how much trust you have in certain media and institutions. For each of the following media and institutions, please tell me if you tend to trust it or tend not to trust it.

The media (%)

		Tend to trust		Tend not to trust		Don't know
		Sp.2019	Diff. Sp.2019 - Sp.2018	Sp.2019	Diff. Sp.2019 - Sp.2018	
EU28		39	-1	57	1	4
EURO AREA		40	-3	56	2	4
NON-EURO AREA		35	0	60	0	5
BE		44	-4	55	5	1
BG		41	0	50	-2	9
CZ		45	-8	52	7	3
DK		64	4	32	-4	4
DE		47	-4	47	0	6
EE		53	5	42	-2	5
IE		41	4	53	-7	6
EL		20	-2	79	2	1
ES		33	-3	65	6	2
FR		28	-3	69	3	3
HR		38	-3	60	3	2
IT		37	-5	59	4	4
CY		41	1	57	0	2
LV		46	-2	47	0	7
LT		47	0	51	1	2
LU		48	-4	47	5	5
HU		38	0	60	0	2
MT		24	-7	64	8	12
NL		60	2	35	-4	5
AT		56	8	41	-8	3
PL		38	1	55	0	7
PT		66	-1	33	1	1
RO		45	-3	52	3	3
SI		35	0	62	-1	3
SK		41	0	55	2	4
FI		73	0	23	0	4
SE		56	3	41	-3	3
UK		21	1	73	-3	6
AL		48	-14	51	13	1
MK		36	0	62	1	2
ME		35	-8	63	10	2
RS		30	2	67	-1	3
TR		27	0	69	1	4






























QA6.2 I would like to ask you a question about how much trust you have in certain media and institutions. For each of the following media and institutions, please tell me if you tend to trust it or tend not to trust it.

Political parties (%)

		Tend to trust		Tend not to trust		Don't know
		Sp.2019	Diff. Sp.2019 - Aut.2018	Sp.2019	Diff. Sp.2019 - Aut.2018	Sp.2019
EU28		19	1	77	0	4
EURO AREA		20	2	76	-1	4
NON-EURO AREA		18	1	76	0	6
BE		19	-8	79	10	2
BG		15	4	75	-6	10
CZ		17	6	80	-5	3
DK		48	14	47	-12	5
DE		29	-2	65	2	6
EE		20	2	69	3	11
IE		29	8	64	-8	7
EL		10	6	88	-7	2
ES		12	4	85	-3	3
FR		8	2	89	0	3
HR		11	-1	88	2	1
IT		19	5	79	-3	2
CY		10	0	87	3	3
CY (tcc)		14	-2	78	-1	8
LV		8	-2	84	2	8
LT		14	5	81	-3	5
LU		33	6	58	4	9
HU		27	-1	69	1	4
MT		33	-3	55	1	12
NL		42	-2	52	3	6
AT		33	0	63	2	4
PL		22	8	71	-5	7
PT		20	3	77	-3	3
RO		19	3	77	-4	4
SI		13	3	85	-2	2
SK		22	6	70	-8	8
FI		33	5	60	-4	7
SE		38	-3	59	6	3
UK		8	-5	85	5	7
AL		21	-9	77	9	2
MK		20	1	77	1	3
ME		32	17	66	-11	2
RS		17	4	77	-1	6
TR		26	-4	70	3	4






























QA6.3 I would like to ask you a question about how much trust you have in certain media and institutions. For each of the following media and institutions, please tell me if you tend to trust it or tend not to trust it.

Justice/ the (NATIONALITY) legal system (%)

		Tend to trust		Tend not to trust		Don't know
		Sp.2019	Diff. Sp.2019 - Aut.2018	Sp.2019	Diff. Sp.2019 - Aut.2018	
EU28		52	1	43	-2	5
EURO AREA		54	3	42	-3	4
NON-EURO AREA		49	0	45	0	6
BE		50	-3	49	4	1
BG		22	3	67	-5	11
CZ		47	4	48	-4	5
DK		85	-2	13	2	2
DE		67	-3	29	2	4
EE		68	7	22	-4	10
IE		64	13	30	-14	6
EL		53	4	46	-3	1
ES		43	11	54	-11	3
FR		52	6	43	-6	5
HR		17	-7	80	8	3
IT		39	3	57	-3	4
CY		43	5	53	-3	4
LV		34	2	50	0	16
LT		48	-1	44	1	8
LU		73	10	20	-3	7
HU		51	1	46	-1	3
MT		48	-1	40	-2	12
NL		78	-2	19	1	3
AT		73	0	24	0	3
PL		37	2	56	-2	7
PT		44	0	53	1	3
RO		39	3	56	-3	5
SI		26	4	71	-2	3
SK		33	2	62	-1	5
FI		86	2	12	-1	2
SE		77	-6	20	6	3
UK		57	-4	37	4	6






























QA6.4 I would like to ask you a question about how much trust you have in certain media and institutions. For each of the following media and institutions, please tell me if you tend to trust it or tend not to trust it.

The police (%)

		Tend to trust		Tend not to trust		Don't know
		Sp.2019	Diff. Sp.2019 - Aut.2018	Sp.2019	Diff. Sp.2019 - Aut.2018	
EU28		72	0	25	0	3
EURO AREA		75	0	22	0	3
NON-EURO AREA		65	-2	30	1	5
BE		79	0	20	1	1
BG		47	5	44	-4	9
CZ		65	2	31	-3	4
DK		91	-2	8	2	1
DE		83	-4	14	3	3
EE		85	2	11	0	4
IE		72	12	25	-9	3
EL		66	2	33	-2	1
ES		77	6	21	-6	2
FR		72	-4	25	4	3
HR		48	-10	48	10	4
IT		64	1	33	0	3
CY		48	-4	49	3	3
LV		63	1	27	-3	10
LT		80	4	17	-3	3
LU		83	4	12	-3	5
HU		65	2	33	-2	2
MT		65	-3	24	-2	11
NL		89	0	9	-1	2
AT		73	-4	23	3	4
PL		58	0	37	0	5
PT		70	-3	29	4	1
RO		45	-9	50	9	5
SI		66	3	32	-2	2
SK		45	0	51	0	4
FI		93	3	6	-2	1
SE		87	-1	11	1	2
UK		74	-1	21	1	5






























QA6.5 I would like to ask you a question about how much trust you have in certain media and institutions. For each of the following media and institutions, please tell me if you tend to trust it or tend not to trust it.

The army (%)

		Tend to trust		Tend not to trust		Don't know
		Sp.2019	Diff. Sp.2019 - Aut.2018	Sp.2019	Diff. Sp.2019 - Aut.2018	
EU28		73	<i>0</i>	21	<i>0</i>	6
EURO AREA		73	<i>0</i>	20	<i>-1</i>	7
NON-EURO AREA		72	<i>-1</i>	22	<i>2</i>	6
BE		82	<i>0</i>	15	<i>0</i>	3
BG		48	<i>1</i>	35	<i>1</i>	17
CZ		74	<i>-3</i>	20	<i>1</i>	6
DK		85	<i>-2</i>	7	<i>0</i>	8
DE		69	<i>-3</i>	20	<i>1</i>	11
EE		82	<i>2</i>	9	<i>0</i>	9
IE		83	<i>4</i>	11	<i>-4</i>	6
EL		81	<i>3</i>	18	<i>-2</i>	1
ES		72	<i>4</i>	23	<i>-4</i>	5
FR		82	<i>2</i>	13	<i>-1</i>	5
HR		60	<i>-8</i>	38	<i>10</i>	2
IT		65	<i>0</i>	29	<i>-1</i>	6
CY		56	<i>-5</i>	39	<i>6</i>	5
LV		68	<i>2</i>	16	<i>-3</i>	16
LT		77	<i>3</i>	13	<i>-4</i>	10
LU		75	<i>8</i>	12	<i>-1</i>	13
HU		58	<i>0</i>	36	<i>1</i>	6
MT		67	<i>-10</i>	21	<i>9</i>	12
NL		78	<i>-3</i>	13	<i>1</i>	9
AT		74	<i>2</i>	21	<i>-4</i>	5
PL		71	<i>-1</i>	24	<i>0</i>	5
PT		66	<i>7</i>	31	<i>-6</i>	3
RO		59	<i>-4</i>	37	<i>5</i>	4
SI		72	<i>8</i>	24	<i>-9</i>	4
SK		56	<i>-3</i>	37	<i>2</i>	7
FI		94	<i>-1</i>	3	<i>-1</i>	3
SE		75	<i>-4</i>	20	<i>6</i>	5
UK		80	<i>-1</i>	14	<i>3</i>	6


































QA6.6 I would like to ask you a question about how much trust you have in certain media and institutions. For each of the following media and institutions, please tell me if you tend to trust it or tend not to trust it.

Public administration in (OUR COUNTRY) (%)

		Tend to trust		Tend not to trust		Don't know
		Sp.2019	Diff. Sp.2019 - Aut.2018	Sp.2019	Diff. Sp.2019 - Aut.2018	
EU28		51	1	43	-1	6
EURO AREA		52	2	43	-2	5
NON-EURO AREA		47	-2	44	2	9
BE		57	-7	41	8	2
BG		33	3	52	-4	15
CZ		55	7	39	-6	6
DK		75	3	21	-2	4
DE		67	-4	27	3	6
EE		69	5	18	-2	13
IE		62	6	32	-6	6
EL		25	7	74	-7	1
ES		47	10	50	-9	3
FR		58	3	37	-3	5
HR		24	-3	71	2	5
IT		29	6	66	-6	5
CY		36	1	58	-1	6
LV		35	3	51	-5	14
LT		55	6	32	-8	13
LU		80	3	14	0	6
HU		55	-3	41	1	4
MT		65	-3	24	1	11
NL		68	-2	27	3	5
AT		72	5	25	-3	3
PL		47	2	46	0	7
PT		42	4	55	-3	3
RO		34	-4	60	3	6
SI		42	1	54	-1	4
SK		46	-3	49	4	5
FI		74	-2	17	0	9
SE		64	-6	31	7	5
UK		47	-6	40	4	13



































QA6.7 I would like to ask you a question about how much trust you have in certain media and institutions. For each of the following media and institutions, please tell me if you tend to trust it or tend not to trust it.

Regional or local public authorities (%)

		Tend to trust		Tend not to trust		Don't know
		Sp.2019	Diff. Sp.2019 - Aut.2018	Sp.2019	Diff. Sp.2019 - Aut.2018	
EU28		54	0	41	0	5
EURO AREA		55	1	40	-1	5
NON-EURO AREA		51	-1	42	1	7
BE		64	-2	34	3	2
BG		35	-2	53	1	12
CZ		61	9	34	-8	5
DK		76	2	20	0	4
DE		74	-4	22	3	4
EE		65	2	25	-1	10
IE		61	4	34	-4	5
EL		28	8	71	-6	1
ES		44	8	53	-7	3
FR		60	-2	33	1	7
HR		21	-2	76	2	3
IT		32	4	63	-3	5
CY		44	2	53	-1	3
LV		45	-6	41	3	14
LT		59	12	34	-12	7
LU		80	8	14	-1	6
HU		62	-2	35	1	3
MT		65	1	26	-2	9
NL		65	-1	28	2	7
AT		77	6	20	-5	3
PL		56	4	38	-4	6
PT		51	1	47	0	2
RO		40	0	56	0	4
SI		50	10	47	-9	3
SK		48	1	48	2	4
FI		71	-3	21	2	8
SE		69	-2	27	4	4
UK		47	-5	43	4	10
AL		40	-7	57	6	3
MK		34	6	60	-6	6
ME		44	12	50	-10	6
RS		27	3	66	-1	7
TR		39	5	55	-7	6


































QA6.8 I would like to ask you a question about how much trust you have in certain media and institutions. For each of the following media and institutions, please tell me if you tend to trust it or tend not to trust it.

The (NATIONALITY) Government (%)

		Tend to trust		Tend not to trust		Don't know
		Sp.2019	Diff. Sp.2019 - Aut.2018	Sp.2019	Diff. Sp.2019 - Aut.2018	
EU28		34	-1	61	2	5
EURO AREA		36	0	60	1	4
NON-EURO AREA		30	-3	64	4	6
BE		36	-13	61	13	3
BG		25	3	64	-3	11
CZ		37	9	60	-8	3
DK		59	7	28	-14	13
DE		45	-9	50	8	5
EE		46	-8	45	13	9
IE		42	1	51	-2	7
EL		21	7	78	-6	1
ES		25	6	71	-5	4
FR		28	2	68	-1	4
HR		13	-6	84	8	3
IT		30	2	66	0	4
CY		36	4	58	-5	6
LV		31	0	59	1	10
LT		46	18	48	-18	6
LU		76	14	16	-6	8
HU		48	0	48	-1	4
MT		58	-5	26	1	16
NL		63	0	33	0	4
AT		50	-5	42	1	8
PL		38	5	56	-4	6
PT		42	-1	55	2	3
RO		21	-2	74	2	5
SI		35	12	61	-11	4
SK		29	-3	65	3	6
FI		57	4	31	-10	12
SE		58	-2	40	10	2
UK		19	-13	73	13	8
AL		40	-7	56	5	4
MK		33	2	60	-1	7
ME		43	9	53	-5	4
RS		41	4	53	-2	6
TR		46	-7	46	1	8



































QA6.9 I would like to ask you a question about how much trust you have in certain media and institutions. For each of the following media and institutions, please tell me if you tend to trust it or tend not to trust it.

The (NATIONALITY) Parliament (%)

		Tend to trust		Tend not to trust		Don't know
		Sp.2019	Diff. Sp.2019 - Aut.2018	Sp.2019	Diff. Sp.2019 - Aut.2018	Sp.2019
EU28		34	-1	60	2	6
EURO AREA		37	0	57	0	6
NON-EURO AREA		28	-4	64	4	8
BE		40	-14	57	14	3
BG		17	4	72	-8	11
CZ		21	5	75	-3	4
DK		68	7	26	-7	6
DE		48	-10	46	10	6
EE		43	-1	45	3	12
IE		43	2	50	-3	7
EL		25	10	74	-10	1
ES		24	9	71	-8	5
FR		27	0	65	-1	8
HR		13	-5	84	7	3
IT		31	4	64	-3	5
CY		34	6	61	-6	5
LV		21	0	68	2	11
LT		20	4	74	-6	6
LU		62	10	22	-1	16
HU		45	-1	52	0	3
MT		53	-6	30	2	17
NL		64	-4	31	4	5
AT		56	0	38	-2	6
PL		32	6	62	-3	6
PT		37	0	59	1	4
RO		22	-2	71	1	7
SI		31	9	66	-7	3
SK		27	-2	64	0	9
FI		64	1	27	-4	9
SE		72	-1	26	4	2
UK		19	-14	71	14	10
AL		44	-7	52	5	4
MK		31	3	63	-2	6
ME		42	11	54	-7	4
RS		35	7	59	-4	6
TR		49	-1	43	-4	8


































QA6.10 I would like to ask you a question about how much trust you have in certain media and institutions. For each of the following media and institutions, please tell me if you tend to trust it or tend not to trust it.

The European Union (%)


































		Tend to trust		Tend not to trust		Don't know
		Sp.2019	Diff. Sp.2019 - Aut.2018	Sp.2019	Diff. Sp.2019 - Aut.2018	
EU28		44	2	46	-2	10
EURO AREA		44	2	47	-2	9
NON-EURO AREA		44	2	45	-1	11
BE		51	-1	45	1	4
BG		55	2	28	-2	17
CZ		36	4	55	-3	9
DK		68	8	24	-7	8
DE		48	-3	42	4	10
EE		60	7	23	-2	17
IE		54	4	33	-5	13
EL		32	6	66	-4	2
ES		47	9	46	-8	7
FR		33	0	56	-1	11
HR		46	-2	48	4	6
IT		37	1	55	0	8
CY		54	13	40	-12	6
CY (tcc)		47	-5	46	6	7
LV		51	2	31	-1	18
LT		72	7	16	-5	12
LU		59	7	31	-2	10
HU		55	7	40	-8	5
MT		56	0	20	-2	24
NL		54	-3	38	1	8
AT		52	7	42	-7	6
PL		54	7	35	-6	11
PT		57	2	33	-3	10
RO		52	2	41	0	7
SI		45	8	50	-6	5
SK		44	1	46	-1	10
FI		58	6	30	-6	12
SE		56	-3	37	3	7
UK		29	-2	56	3	15
AL		69	-3	27	4	4
MK		57	-6	35	3	8
ME		47	6	46	-2	7
RS		33	1	53	1	14
TR		28	3	59	-7	13

QA6.11 I would like to ask you a question about how much trust you have in certain media and institutions. For each of the following media and institutions, please tell me if you tend to trust it or tend not to trust it.

The United Nations (%)






























		Tend to trust		Tend not to trust		Don't know
		Sp.2019	Diff. Sp.2019 - Aut.2018	Sp.2019	Diff. Sp.2019 - Aut.2018	
EU28		48	1	39	0	13
EURO AREA		47	2	42	0	11
NON-EURO AREA		51	0	34	0	15
BE		60	3	35	-4	5
BG		43	-1	30	4	27
CZ		42	1	43	-1	15
DK		77	2	13	-1	10
DE		50	-1	38	5	12
EE		58	11	17	-3	25
IE		63	6	26	-4	11
EL		28	2	67	-1	5
ES		49	6	42	-5	9
FR		42	1	42	-2	16
HR		43	0	50	3	7
IT		40	5	52	0	8
CY		46	5	47	-1	7
CY (tcc)		46	-2	46	4	8
LV		44	1	28	-3	28
LT		62	6	17	-4	21
LU		51	7	28	-7	21
HU		51	2	39	-6	10
MT		54	4	17	-1	29
NL		63	-2	27	0	10
AT		46	4	47	-5	7
PL		56	5	29	-4	15
PT		56	0	33	0	11
RO		44	-2	43	0	13
SI		37	5	54	-4	9
SK		41	-2	47	5	12
FI		65	-1	22	-2	13
SE		71	-1	24	3	5
UK		47	-5	35	4	18
AL		73	1	23	1	4
MK		56	-3	34	1	10
ME		42	2	49	0	9
RS		33	5	52	-1	15
TR		24	2	62	-6	14

QA7 In general, does the EU conjure up for you a very positive, fairly positive, neutral, fairly negative or very negative image? (%)

		Very positive		Fairly positive		Neutral		Fairly negative		Very negative		Don't know	Total 'Positive'		Total 'Negative'	
		Sp.2019	Diff. Sp.2019 - Aut.2018	Sp.2019	Diff. Sp.2019 - Aut.2018	Sp.2019	Diff. Sp.2019 - Aut.2018	Sp.2019	Diff. Sp.2019 - Aut.2018	Sp.2019	Diff. Sp.2019 - Aut.2018		Sp.2019	Diff. Sp.2019 - Aut.2018	Sp.2019	Diff. Sp.2019 - Aut.2018
EU28		8	2	37	0	37	1	13	-2	4	-1	1	45	2	17	-3
EURO AREA		7	3	37	0	39	1	13	-3	3	-1	1	44	3	16	-4
NON-EURO AREA		10	1	37	0	32	-1	13	0	6	-1	2	47	1	19	-1
BE		2	0	36	-3	43	2	15	0	4	1	0	38	-3	19	1
BG		18	1	41	2	26	3	8	-3	3	-3	4	59	3	11	-6
CZ		4	1	25	0	44	4	18	-6	9	1	0	29	1	27	-5
DK		12	2	42	4	32	-4	11	-1	2	-1	1	54	6	13	-2
DE		11	5	40	-1	36	-1	11	-1	1	-2	1	51	4	12	-3
EE		4	0	43	2	42	-3	8	0	1	0	2	47	2	9	0
IE		20	3	43	-4	26	-2	8	2	2	0	1	63	-1	10	2
EL		4	2	29	6	39	0	19	-3	9	-4	0	33	8	28	-7
ES		6	3	38	-2	42	-1	10	-2	3	2	1	44	1	13	0
FR		4	1	32	1	39	1	17	-3	7	0	1	36	2	24	-3
HR		8	2	35	2	44	2	11	-2	2	-3	0	43	4	13	-5
IT		4	1	34	2	40	4	17	-5	3	-2	2	38	3	20	-7
CY		8	4	39	7	39	-1	10	-3	4	-6	0	47	11	14	-9
CY (tcc)		21	-1	29	-2	23	2	11	-1	11	2	5	50	-3	22	1
LV		4	0	40	2	46	-1	7	-1	2	1	1	44	2	9	0
LT		8	1	45	4	41	-4	4	-1	1	0	1	53	5	5	-1
LU		12	5	45	-4	30	4	10	-5	2	-1	1	57	1	12	-6
HU		7	1	45	8	37	-1	9	-7	2	-1	0	52	9	11	-8
MT		6	-2	41	6	42	-1	5	-4	2	1	4	47	4	7	-3
NL		6	1	44	3	33	-4	15	1	2	0	0	50	4	17	1
AT		12	4	33	1	37	0	14	-4	3	-1	1	45	5	17	-5
PL		8	-1	46	1	38	2	6	-2	1	-1	1	54	0	7	-3
PT		3	1	57	6	34	0	5	-6	0	-1	1	60	7	5	-7
RO		11	4	49	4	28	-9	7	-1	3	1	2	60	8	10	0
SI		5	1	39	5	41	-2	13	-4	2	1	0	44	6	15	-3
SK		5	2	31	1	47	-2	11	-2	4	0	2	36	3	15	-2
FI		6	3	38	1	43	-1	11	-2	1	-1	1	44	4	12	-3
SE		9	1	41	-4	33	0	13	2	4	1	0	50	-3	17	3
UK		12	1	26	-6	28	-1	19	4	12	0	3	38	-5	31	4
AL		36	0	45	-6	16	3	3	3	0	0	0	81	-6	3	3
MK		22	-2	34	-4	27	4	10	1	7	2	0	56	-6	17	3
ME		21	11	42	7	18	-17	8	0	10	2	1	63	18	18	2
RS		6	-1	31	-4	34	0	18	3	9	2	2	37	-5	27	5
TR		18	2	33	4	27	-5	9	-2	10	-1	3	51	6	19	-3






























QA8.1 Could you please tell me for each of the following, whether the term brings to mind something very positive, fairly positive, fairly negative or very negative?

Free trade (%)

		Very positive		Fairly positive		Fairly negative		Very negative		Don't know	Total 'Positive'		Total 'Negative'	
		Sp.2019	Diff. Sp.2019 - Aut.2018	Sp.2019	Diff. Sp.2019 - Aut.2018	Sp.2019	Diff. Sp.2019 - Aut.2018	Sp.2019	Diff. Sp.2019 - Aut.2018		Sp.2019	Diff. Sp.2019 - Aut.2018	Sp.2019	Diff. Sp.2019 - Aut.2018
EU28		22	3	53	-2	14	-1	3	0	8	75	1	17	-1
EURO AREA		19	3	54	-3	15	-1	4	1	8	73	0	19	0
NON-EURO AREA		27	2	50	-2	11	-1	3	0	9	77	0	14	-1
BE		12	-3	63	4	19	-1	3	0	3	75	1	22	-1
BG		32	9	50	0	10	-3	2	-1	6	82	9	12	-4
CZ		21	3	55	1	14	-1	4	0	6	76	4	18	-1
DK		38	1	46	-3	6	1	1	0	9	84	-2	7	1
DE		29	4	56	-4	8	-2	2	1	5	85	0	10	-1
EE		23	3	61	-4	5	0	0	0	11	84	-1	5	0
IE		30	2	54	-4	8	2	1	0	7	84	-2	9	2
EL		16	1	54	0	22	0	5	-1	3	70	1	27	-1
ES		18	8	55	0	13	-3	4	0	10	73	8	17	-3
FR		7	1	46	-6	24	0	6	1	17	53	-5	30	1
HR		27	0	52	-3	16	2	3	1	2	79	-3	19	3
IT		17	1	55	-1	18	-2	4	1	6	72	0	22	-1
CY		15	3	61	2	17	0	2	-6	5	76	5	19	-6
CY (tcc)		29	-1	33	1	19	-1	11	3	8	62	0	30	2
LV		18	2	56	0	11	-1	1	-1	14	74	2	12	-2
LT		24	2	62	1	6	-1	2	0	6	86	3	8	-1
LU		16	-6	63	10	10	-2	3	1	8	79	4	13	-1
HU		23	3	51	-1	19	-3	3	1	4	74	2	22	-2
MT		15	-3	65	9	4	-6	0	-1	16	80	6	4	-7
NL		21	-1	58	2	15	1	1	-1	5	79	1	16	0
AT		24	5	46	-3	20	0	6	-1	4	70	2	26	-1
PL		26	2	60	2	8	-2	1	-1	5	86	4	9	-3
PT		19	7	66	-1	6	-2	2	1	7	85	6	8	-1
RO		22	5	49	-5	19	-1	4	1	6	71	0	23	0
SI		23	3	57	2	14	-2	3	-1	3	80	5	17	-3
SK		17	2	55	-5	17	1	3	1	8	72	-3	20	2
FI		21	6	58	-7	11	2	1	0	9	79	-1	12	2
SE		35	-2	50	4	9	-2	2	1	4	85	2	11	-1
UK		29	2	43	-5	10	-1	4	1	14	72	-3	14	0






























QA8.2 Could you please tell me for each of the following, whether the term brings to mind something very positive, fairly positive, fairly negative or very negative?

Globalisation (%)

		Very positive		Fairly positive		Fairly negative		Very negative		Don't know	Total 'Positive'		Total 'Negative'	
		Sp.2019	Diff. Sp.2019 - Aut.2018	Sp.2019	Diff. Sp.2019 - Aut.2018	Sp.2019	Diff. Sp.2019 - Aut.2018	Sp.2019	Diff. Sp.2019 - Aut.2018		Sp.2019	Diff. Sp.2019 - Aut.2018	Sp.2019	Diff. Sp.2019 - Aut.2018
EU28		11	2	40	-2	29	-1	8	1	12	51	0	37	0
EURO AREA		10	2	41	-1	31	0	8	0	10	51	1	39	0
NON-EURO AREA		14	3	39	-2	26	-1	7	1	14	53	1	33	0
BE		8	-1	47	-2	32	-1	8	3	5	55	-3	40	2
BG		16	5	35	7	22	-5	6	-3	21	51	12	28	-8
CZ		5	2	28	0	40	-2	16	2	11	33	2	56	0
DK		34	3	47	0	11	0	2	0	6	81	3	13	0
DE		13	3	45	-6	26	1	6	1	10	58	-3	32	2
EE		6	0	40	3	29	3	4	-2	21	46	3	33	1
IE		18	2	50	0	15	-3	4	1	13	68	2	19	-2
EL		5	3	24	1	42	-1	25	-3	4	29	4	67	-4
ES		11	3	42	3	23	-4	7	3	17	53	6	30	-1
FR		4	1	31	-1	42	1	11	-3	12	35	0	53	-2
HR		11	1	38	-4	35	5	8	-1	8	49	-3	43	4
IT		10	3	39	0	34	-2	10	-1	7	49	3	44	-3
CY		7	-1	37	5	34	3	11	-6	11	44	4	45	-3
CY (tcc)		21	4	30	-3	24	-2	14	0	11	51	1	38	-2
LV		6	1	34	3	24	-7	8	3	28	40	4	32	-4
LT		13	7	36	-6	22	-3	7	1	22	49	1	29	-2
LU		7	-1	43	-1	28	3	7	0	15	50	-2	35	3
HU		13	2	38	-3	34	2	9	-1	6	51	-1	43	1
MT		9	-4	56	12	10	-12	1	-3	24	65	8	11	-15
NL		9	3	48	-5	31	1	4	0	8	57	-2	35	1
AT		12	-2	40	-3	34	4	8	0	6	52	-5	42	4
PL		15	5	46	5	24	-4	4	0	11	61	10	28	-4
PT		12	3	62	5	10	-3	3	2	13	74	8	13	-1
RO		13	3	38	0	29	-2	7	1	13	51	3	36	-1
SI		10	4	41	1	33	-3	9	1	7	51	5	42	-2
SK		7	0	33	-2	31	-5	13	5	16	40	-2	44	0
FI		10	2	58	1	20	-2	2	1	10	68	3	22	-1
SE		20	0	50	-5	22	5	4	1	4	70	-5	26	6
UK		13	2	34	-8	24	-2	9	5	20	47	-6	33	3


































QA8.3 Could you please tell me for each of the following, whether the term brings to mind something very positive, fairly positive, fairly negative or very negative?

Protectionism (%)

		Very positive		Fairly positive		Fairly negative		Very negative		Don't know	Total 'Positive'		Total 'Negative'	
		Sp.2019	Diff. Sp.2019 - Aut.2018	Sp.2019	Diff. Sp.2019 - Aut.2018	Sp.2019	Diff. Sp.2019 - Aut.2018	Sp.2019	Diff. Sp.2019 - Aut.2018		Sp.2019	Diff. Sp.2019 - Aut.2018	Sp.2019	Diff. Sp.2019 - Aut.2018
EU28		9	3	33	2	30	-3	12	-1	16	42	5	42	-4
EURO AREA		8	3	34	3	31	-4	12	-1	15	42	6	43	-5
NON-EURO AREA		11	3	30	0	28	-3	12	-1	19	41	3	40	-4
BE		6	1	39	2	39	-4	8	-1	8	45	3	47	-5
BG		11	5	25	4	27	0	7	-5	30	36	9	34	-5
CZ		9	4	29	3	34	-1	19	-3	9	38	7	53	-4
DK		8	2	26	-3	26	1	20	1	20	34	-1	46	2
DE		4	0	22	1	34	1	21	1	19	26	1	55	2
EE		5	3	30	5	22	-1	6	0	37	35	8	28	-1
IE		18	5	45	0	18	-1	4	0	15	63	5	22	-1
EL		14	5	47	7	26	-7	5	-5	8	61	12	31	-12
ES		13	6	44	5	24	-6	5	0	14	57	11	29	-6
FR		6	3	36	7	32	-9	8	-3	18	42	10	40	-12
HR		10	2	30	5	31	-3	20	-4	9	40	7	51	-7
IT		11	3	36	1	34	-2	10	-2	9	47	4	44	-4
CY		17	5	50	0	25	2	2	-4	6	67	5	27	-2
CY (tcc)		11	-1	30	0	33	2	12	3	14	41	-1	45	5
LV		4	0	20	5	23	-2	7	4	46	24	5	30	2
LT		4	0	21	-2	31	1	17	2	27	25	-2	48	3
LU		7	3	39	9	32	-5	7	-4	15	46	12	39	-9
HU		11	1	25	4	31	-4	25	2	8	36	5	56	-2
MT		11	4	55	5	10	-9	1	-5	23	66	9	11	-14
NL		5	2	31	2	39	1	12	-6	13	36	4	51	-5
AT		12	1	36	1	27	0	15	1	10	48	2	42	1
PL		11	5	30	4	30	-7	11	1	18	41	9	41	-6
PT		11	5	54	1	22	2	3	1	10	65	6	25	3
RO		16	4	43	-4	26	1	5	1	10	59	0	31	2
SI		8	4	30	5	39	0	13	-5	10	38	9	52	-5
SK		3	0	14	1	38	-6	37	4	8	17	1	75	-2
FI		6	4	26	2	33	-6	13	3	22	32	6	46	-3
SE		3	-1	20	2	34	-2	23	-3	20	23	1	57	-5
UK		12	3	30	-3	25	-2	9	-2	24	42	0	34	-4


































QA8.4 Could you please tell me for each of the following, whether the term brings to mind something very positive, fairly positive, fairly negative or very negative?

Large companies (%)

		Very positive		Fairly positive		Fairly negative		Very negative		Don't know	Total 'Positive'		Total 'Negative'	
		Sp.2019	Diff. Sp.2019 - Sp.2018	Sp.2019	Diff. Sp.2019 - Sp.2018	Sp.2019	Diff. Sp.2019 - Sp.2018	Sp.2019	Diff. Sp.2019 - Sp.2018		Sp.2019	Diff. Sp.2019 - Sp.2018	Sp.2019	Diff. Sp.2019 - Sp.2018
EU28		12	1	46	1	29	-1	6	-1	7	58	2	35	-2
EURO AREA		11	0	46	2	30	-2	7	0	6	57	2	37	-2
NON-EURO AREA		14	3	45	-3	26	-1	6	0	9	59	0	32	-1
BE		8	1	50	2	32	-3	7	-1	3	58	3	39	-4
BG		22	3	44	1	21	0	4	-2	9	66	4	25	-2
CZ		10	-1	45	-3	34	4	5	-1	6	55	-4	39	3
DK		24	5	48	-7	19	3	3	1	6	72	-2	22	4
DE		8	0	43	3	34	-4	8	0	7	51	3	42	-4
EE		9	1	54	0	22	0	2	0	13	63	1	24	0
IE		21	0	50	-4	18	2	4	1	7	71	-4	22	3
EL		13	1	42	1	35	3	8	-5	2	55	2	43	-2
ES		15	-1	47	-2	24	0	7	2	7	62	-3	31	2
FR		6	-1	44	5	36	-2	8	-1	6	50	4	44	-3
HR		15	7	52	7	25	-7	6	-1	2	67	14	31	-8
IT		17	2	48	4	25	-4	5	-1	5	65	6	30	-5
CY		13	-1	44	-3	32	5	7	-1	4	57	-4	39	4
CY (tcc)		35	-1	32	1	17	1	10	-1	6	67	0	27	0
LV		17	3	49	-4	18	-3	4	1	12	66	-1	22	-2
LT		24	7	56	-1	13	-2	2	0	5	80	6	15	-2
LU		6	-8	51	7	27	-1	6	0	10	57	-1	33	-1
HU		14	2	47	-6	30	3	5	1	4	61	-4	35	4
MT		21	3	56	5	8	-5	2	-1	13	77	8	10	-6
NL		3	-1	45	0	41	0	8	2	3	48	-1	49	2
AT		15	0	44	1	30	1	7	-1	4	59	1	37	0
PL		18	3	55	-1	18	-1	2	0	7	73	2	20	-1
PT		20	2	66	4	8	-6	2	0	4	86	6	10	-6
RO		18	4	48	0	25	0	4	-2	5	66	4	29	-2
SI		19	0	49	-1	24	2	5	-1	3	68	-1	29	1
SK		9	2	46	-2	29	0	6	-2	10	55	0	35	-2
FI		9	0	52	-3	29	1	4	1	6	61	-3	33	2
SE		12	-1	48	-3	29	0	8	2	3	60	-4	37	2
UK		10	4	36	-5	30	-3	10	1	14	46	-1	40	-2
AL		29	3	37	-7	25	0	8	4	1	66	-4	33	4
MK		23	-4	43	0	16	1	9	0	9	66	-4	25	1
ME		32	3	40	-2	18	4	7	-5	3	72	1	25	-1
RS		23	5	36	-4	21	-2	9	1	11	59	1	30	-1
TR		23	1	41	-6	22	1	6	1	8	64	-5	28	2






























QA8.5 Could you please tell me for each of the following, whether the term brings to mind something very positive, fairly positive, fairly negative or very negative?

Small and Medium-sized Enterprises (SMEs) (%)

		Very positive		Fairly positive		Fairly negative		Very negative		Don't know	Total 'Positive'		Total 'Negative'	
		Sp.2019	Diff. Sp.2019 - Sp.2018	Sp.2019	Diff. Sp.2019 - Sp.2018	Sp.2019	Diff. Sp.2019 - Sp.2018	Sp.2019	Diff. Sp.2019 - Sp.2018		Sp.2019	Diff. Sp.2019 - Sp.2018	Sp.2019	Diff. Sp.2019 - Sp.2018
EU28		29	1	55	-1	9	0	2	0	5	84	0	11	0
EURO AREA		30	1	55	-1	9	0	2	0	4	85	0	11	0
NON-EURO AREA		26	0	55	-1	9	-1	2	1	8	81	-1	11	0
BE		22	-2	67	3	8	-1	1	0	2	89	1	9	-1
BG		36	4	50	1	6	-1	1	-1	7	86	5	7	-2
CZ		18	-7	63	3	11	1	3	1	5	81	-4	14	2
DK		44	-2	48	3	3	2	0	0	5	92	1	3	2
DE		36	0	54	-2	5	0	1	1	4	90	-2	6	1
EE		24	-2	64	3	5	1	0	0	7	88	1	5	1
IE		31	2	54	-8	7	3	1	0	7	85	-6	8	3
EL		37	-5	53	4	8	1	2	0	0	90	-1	10	1
ES		37	6	48	-9	6	-1	2	1	7	85	-3	8	0
FR		23	-1	60	-1	11	1	1	0	5	83	-2	12	1
HR		27	6	54	-3	14	-1	3	2	2	81	3	17	1
IT		26	1	49	5	16	-2	4	-3	5	75	6	20	-5
CY		20	-6	68	16	10	-4	0	-3	2	88	10	10	-7
CY (tcc)		22	0	38	0	25	-2	9	1	6	60	0	34	-1
LV		22	2	56	-4	9	-3	2	1	11	78	-2	11	-2
LT		28	5	62	2	5	-3	0	-1	5	90	7	5	-4
LU		26	-7	60	6	6	1	1	-1	7	86	-1	7	0
HU		22	4	55	-2	18	0	1	-2	4	77	2	19	-2
MT		18	-1	64	7	4	-4	1	0	13	82	6	5	-4
NL		28	3	62	-2	5	-2	1	0	4	90	1	6	-2
AT		44	5	45	-4	7	-1	2	0	2	89	1	9	-1
PL		24	-1	64	4	7	-1	1	0	4	88	3	8	-1
PT		29	4	64	-1	2	-3	2	1	3	93	3	4	-2
RO		19	0	53	-1	18	0	4	1	6	72	-1	22	1
SI		27	-2	58	1	11	2	1	0	3	85	-1	12	2
SK		15	2	64	0	11	-2	2	0	8	79	2	13	-2
FI		45	4	49	-4	3	0	0	0	3	94	0	3	0
SE		50	0	45	-1	3	1	0	0	2	95	-1	3	1
UK		26	2	51	-6	8	0	1	0	14	77	-4	9	0
AL		28	1	46	-5	19	1	6	3	1	74	-4	25	4
MK		21	-2	48	-1	14	-1	8	2	9	69	-3	22	1
ME		28	4	38	-7	19	4	11	-1	4	66	-3	30	3
RS		19	2	49	-4	18	1	6	2	8	68	-2	24	3
TR		26	5	43	-5	18	-3	4	0	9	69	0	22	-3


































QA8.6 Could you please tell me for each of the following, whether the term brings to mind something very positive, fairly positive, fairly negative or very negative?

Welfare State (%)

		Very positive		Fairly positive		Fairly negative		Very negative		Don't know	Total 'Positive'		Total 'Negative'	
		Sp.2019	Diff. Sp.2019 - Sp.2018	Sp.2019	Diff. Sp.2019 - Sp.2018	Sp.2019	Diff. Sp.2019 - Sp.2018	Sp.2019	Diff. Sp.2019 - Sp.2018		Sp.2019	Diff. Sp.2019 - Sp.2018	Sp.2019	Diff. Sp.2019 - Sp.2018
EU28		24	2	44	-1	19	0	4	-1	9	68	1	23	-1
EURO AREA		22	1	45	0	19	0	4	0	10	67	1	23	0
NON-EURO AREA		27	3	43	-2	19	0	5	-1	6	70	1	24	-1
BE		12	-1	60	4	21	-1	3	-1	4	72	3	24	-2
BG		53	5	33	-1	8	1	1	-2	5	86	4	9	-1
CZ		17	3	47	-1	25	-2	6	1	5	64	2	31	-1
DK		49	2	42	3	7	-1	0	-2	2	91	5	7	-3
DE		28	2	49	-6	17	3	3	0	3	77	-4	20	3
EE		26	-3	61	7	6	-2	1	0	6	87	4	7	-2
IE		19	1	42	-4	28	5	5	0	6	61	-3	33	5
EL		44	-2	41	5	12	0	2	-3	1	85	3	14	-3
ES		37	2	46	-3	9	0	2	0	6	83	-1	11	0
FR		6	1	30	1	27	-1	5	0	32	36	2	32	-1
HR		29	-5	42	5	22	1	5	1	2	71	0	27	2
IT		14	-1	47	5	25	-2	7	0	7	61	4	32	-2
CY		29	0	50	10	15	-4	1	-5	5	79	10	16	-9
LV		19	2	43	-2	18	-7	5	1	15	62	0	23	-6
LT		38	9	44	-2	7	-2	1	-1	10	82	7	8	-3
LU		13	1	46	1	12	-1	2	-1	27	59	2	14	-2
HU		32	-5	45	3	16	2	4	0	3	77	-2	20	2
MT		16	-2	60	10	9	-3	2	-1	13	76	8	11	-4
NL		19	0	50	4	26	-2	4	-2	1	69	4	30	-4
AT		42	12	44	-9	10	-1	3	0	1	86	3	13	-1
PL		19	-1	56	2	17	0	4	2	4	75	1	21	2
PT		14	0	54	-7	18	6	2	0	12	68	-7	20	6
RO		28	1	43	0	19	-2	5	0	5	71	1	24	-2
SI		19	-3	46	9	21	-3	9	1	5	65	6	30	-2
SK		19	1	53	7	15	-6	4	-1	9	72	8	19	-7
FI		42	1	48	-2	8	2	0	-1	2	90	-1	8	1
SE		44	-3	45	3	8	2	1	-1	2	89	0	9	1
UK		24	9	35	-7	23	-2	7	-3	11	59	2	30	-5


































QA8.7 Could you please tell me for each of the following, whether the term brings to mind something very positive, fairly positive, fairly negative or very negative?

Security (%)

		Very positive		Fairly positive		Fairly negative		Very negative		Don't know	Total 'Positive'		Total 'Negative'	
		Sp.2019	Diff. Sp.2019 - Sp.2018	Sp.2019	Diff. Sp.2019 - Sp.2018	Sp.2019	Diff. Sp.2019 - Sp.2018	Sp.2019	Diff. Sp.2019 - Sp.2018		Sp.2019	Diff. Sp.2019 - Sp.2018	Sp.2019	Diff. Sp.2019 - Sp.2018
EU28		32	0	49	1	13	-1	3	0	3	81	1	16	-1
EURO AREA		31	0	50	1	13	-1	3	0	3	81	1	16	-1
NON-EURO AREA		33	0	48	2	11	-3	3	0	5	81	2	14	-3
BE		17	-5	60	5	19	1	3	-1	1	77	0	22	0
BG		56	0	32	3	7	0	1	-2	4	88	3	8	-2
CZ		31	-3	49	4	15	-2	3	0	2	80	1	18	-2
DK		54	3	40	-1	3	-1	1	0	2	94	2	4	-1
DE		35	-1	48	-1	13	2	2	0	2	83	-2	15	2
EE		35	-2	59	5	3	-2	0	0	3	94	3	3	-2
IE		24	2	55	-6	13	2	2	1	6	79	-4	15	3
EL		51	-5	39	4	8	0	2	1	0	90	-1	10	1
ES		36	4	48	-7	9	0	1	0	6	84	-3	10	0
FR		20	0	56	7	17	-6	3	-1	4	76	7	20	-7
HR		41	-12	44	13	12	1	2	0	1	85	1	14	1
IT		29	-1	44	1	18	0	5	0	4	73	0	23	0
CY		40	3	46	5	12	-4	2	-3	0	86	8	14	-7
CY (tcc)		36	-3	34	0	16	1	9	0	5	70	-3	25	1
LV		29	3	53	-3	9	-3	2	1	7	82	0	11	-2
LT		36	3	54	3	4	-3	1	-1	5	90	6	5	-4
LU		28	-3	58	5	8	-3	1	0	5	86	2	9	-3
HU		39	-4	43	5	14	-2	2	0	2	82	1	16	-2
MT		18	-1	62	13	8	-9	0	-3	12	80	12	8	-12
NL		26	7	61	-4	11	-3	1	0	1	87	3	12	-3
AT		50	4	39	-1	8	-1	2	-1	1	89	3	10	-2
PL		36	-5	55	8	7	-1	0	-1	2	91	3	7	-2
PT		31	0	57	-2	8	1	1	0	3	88	-2	9	1
RO		24	-1	48	1	19	1	5	0	4	72	0	24	1
SI		37	-5	49	3	10	2	2	0	2	86	-2	12	2
SK		28	0	51	5	13	-5	2	0	6	79	5	15	-5
FI		47	4	46	-4	5	-1	0	0	2	93	0	5	-1
SE		68	1	25	0	6	0	1	0	0	93	1	7	0
UK		24	5	50	-3	12	-5	5	1	9	74	2	17	-4
AL		28	-8	45	2	20	4	6	2	1	73	-6	26	6
MK		27	-11	39	5	19	3	9	1	6	66	-6	28	4
ME		26	-6	45	7	16	0	9	-4	4	71	1	25	-4
RS		32	-1	36	-3	20	3	7	1	5	68	-4	27	4
TR		32	-6	38	0	18	1	6	1	6	70	-6	24	2






























QA8.8 Could you please tell me for each of the following, whether the term brings to mind something very positive, fairly positive, fairly negative or very negative?

Solidarity (%)

		Very positive		Fairly positive		Fairly negative		Very negative		Don't know	Total 'Positive'		Total 'Negative'	
		Sp.2019	Diff. Sp.2019 - Sp.2018	Sp.2019	Diff. Sp.2019 - Sp.2018	Sp.2019	Diff. Sp.2019 - Sp.2018	Sp.2019	Diff. Sp.2019 - Sp.2018		Sp.2019	Diff. Sp.2019 - Sp.2018	Sp.2019	Diff. Sp.2019 - Sp.2018
EU28		33	0	46	-1	13	0	3	1	5	79	-1	16	1
EURO AREA		35	0	47	0	12	0	2	-1	4	82	0	14	-1
NON-EURO AREA		29	1	44	-2	14	0	4	1	9	73	-1	18	1
BE		24	-2	57	4	15	-1	3	0	1	81	2	18	-1
BG		48	6	39	-6	7	2	1	-1	5	87	0	8	1
CZ		22	-2	54	1	17	-1	4	1	3	76	-1	21	0
DK		52	1	40	4	4	-2	1	0	3	92	5	5	-2
DE		38	2	46	-3	11	1	2	0	3	84	-1	13	1
EE		20	0	61	2	8	0	1	0	10	81	2	9	0
IE		25	0	50	-6	13	3	2	0	10	75	-6	15	3
EL		52	-5	40	4	6	0	1	0	1	92	-1	7	0
ES		45	2	42	-6	6	0	2	1	5	87	-4	8	1
FR		31	-5	48	6	15	-1	3	-1	3	79	1	18	-2
HR		42	-10	44	13	10	-1	3	1	1	86	3	13	0
IT		30	1	48	-1	15	1	3	-1	4	78	0	18	0
CY		38	-5	52	12	8	-3	1	-2	1	90	7	9	-5
CY (tcc)		40	-3	32	0	16	0	8	3	4	72	-3	24	3
LV		20	3	50	-3	12	-2	3	1	15	70	0	15	-1
LT		31	3	56	2	5	-2	1	0	7	87	5	6	-2
LU		37	-1	47	1	10	-1	1	0	5	84	0	11	-1
HU		30	1	47	-1	17	1	3	-1	3	77	0	20	0
MT		26	-5	60	10	3	-5	0	0	11	86	5	3	-5
NL		23	0	45	1	26	-1	4	0	2	68	1	30	-1
AT		41	3	45	0	9	-2	3	0	2	86	3	12	-2
PL		24	-3	56	2	12	1	4	2	4	80	-1	16	3
PT		40	-6	52	6	3	-1	2	0	3	92	0	5	-1
RO		28	0	45	-1	19	0	4	1	4	73	-1	23	1
SI		40	5	42	-7	14	3	2	-1	2	82	-2	16	2
SK		23	2	53	4	14	-3	3	-1	7	76	6	17	-4
FI		31	2	55	2	6	-3	1	0	7	86	4	7	-3
SE		61	3	28	-4	7	1	1	-1	3	89	-1	8	0
UK		24	5	37	-6	15	-4	6	2	18	61	-1	21	-2
AL		35	-4	42	1	16	4	5	0	2	77	-3	21	4
MK		32	-4	37	1	14	-1	10	3	7	69	-3	24	2
ME		30	-3	45	5	14	0	8	-3	3	75	2	22	-3
RS		39	5	34	-8	15	0	6	2	6	73	-3	21	2
TR		33	-3	39	-1	16	0	6	1	6	72	-4	22	1






























QA8.9 Could you please tell me for each of the following, whether the term brings to mind something very positive, fairly positive, fairly negative or very negative?

Entrepreneurship (%)

		Very positive		Fairly positive		Fairly negative		Very negative		Don't know	Total 'Positive'		Total 'Negative'	
		Sp.2019	Diff. Sp.2019 - Sp.2018	Sp.2019	Diff. Sp.2019 - Sp.2018	Sp.2019	Diff. Sp.2019 - Sp.2018	Sp.2019	Diff. Sp.2019 - Sp.2018		Sp.2019	Diff. Sp.2019 - Sp.2018	Sp.2019	Diff. Sp.2019 - Sp.2018
EU28		26	0	51	-1	13	0	3	1	7	77	-1	16	1
EURO AREA		24	0	53	-1	14	-1	3	1	6	77	-1	17	0
NON-EURO AREA		29	0	48	-1	11	0	2	0	10	77	-1	13	0
BE		19	-2	64	0	13	1	2	1	2	83	-2	15	2
BG		37	3	44	-1	10	2	1	-1	8	81	2	11	1
CZ		21	-3	55	-1	15	1	3	-1	6	76	-4	18	0
DK		54	2	37	-2	3	0	1	1	5	91	0	4	1
DE		17	0	56	-1	17	-1	3	1	7	73	-1	20	0
EE		30	-2	62	3	3	0	0	0	5	92	1	3	0
IE		34	4	52	-5	6	0	1	-1	7	86	-1	7	-1
EL		37	-5	51	4	10	2	2	-1	0	88	-1	12	1
ES		42	6	42	-11	8	2	1	0	7	84	-5	9	2
FR		19	1	55	-2	15	-1	3	0	8	74	-1	18	-1
HR		27	-1	55	4	13	0	3	0	2	82	3	16	0
IT		23	0	47	3	19	-4	5	1	6	70	3	24	-3
CY		21	-5	66	13	9	-4	1	-2	3	87	8	10	-6
CY (tcc)		38	-3	32	0	15	1	10	1	5	70	-3	25	2
LV		23	0	53	-3	12	-1	2	1	10	76	-3	14	0
LT		28	4	59	6	7	-5	1	0	5	87	10	8	-5
LU		22	-1	57	-4	9	3	1	0	11	79	-5	10	3
HU		22	4	52	-5	20	1	3	0	3	74	-1	23	1
MT		12	-4	58	14	2	-7	1	1	27	70	10	3	-6
NL		27	1	64	0	5	0	0	-1	4	91	1	5	-1
AT		25	1	55	0	14	1	3	0	3	80	1	17	1
PL		31	-3	57	3	7	0	1	0	4	88	0	8	0
PT		27	-7	60	8	5	-1	1	0	7	87	1	6	-1
RO		19	0	48	5	19	-2	4	0	10	67	5	23	-2
SI		29	-1	57	1	11	2	1	-1	2	86	0	12	1
SK		15	2	58	0	16	-2	3	-2	8	73	2	19	-4
FI		49	4	45	0	3	-3	1	0	2	94	4	4	-3
SE		48	-6	42	6	7	1	1	0	2	90	0	8	1
UK		28	2	43	-4	9	-1	2	0	18	71	-2	11	-1






























QA8.10 Could you please tell me for each of the following, whether the term brings to mind something very positive, fairly positive, fairly negative or very negative?

Liberalisation (%)

		Very positive		Fairly positive		Fairly negative		Very negative		Don't know	Total 'Positive'		Total 'Negative'	
		Sp.2019	Diff. Sp.2019 - Sp.2018	Sp.2019	Diff. Sp.2019 - Sp.2018	Sp.2019	Diff. Sp.2019 - Sp.2018	Sp.2019	Diff. Sp.2019 - Sp.2018		Sp.2019	Diff. Sp.2019 - Sp.2018	Sp.2019	Diff. Sp.2019 - Sp.2018
EU28		13	2	45	0	23	-1	5	0	14	58	2	28	-1
EURO AREA		11	1	47	0	24	0	5	-1	13	58	1	29	-1
NON-EURO AREA		15	3	41	-2	21	-1	5	1	18	56	1	26	0
BE		7	-1	51	2	32	-1	5	0	5	58	1	37	-1
BG		19	4	40	5	16	0	5	-2	20	59	9	21	-2
CZ		7	-2	43	-4	26	0	6	1	18	50	-6	32	1
DK		17	2	44	2	24	2	4	-3	11	61	4	28	-1
DE		13	3	50	-4	21	1	3	0	13	63	-1	24	1
EE		7	0	42	2	21	1	4	1	26	49	2	25	2
IE		20	1	52	-4	13	3	1	-2	14	72	-3	14	1
EL		6	-2	37	1	37	6	10	-5	10	43	-1	47	1
ES		16	3	46	-3	19	1	5	1	14	62	0	24	2
FR		4	-2	37	1	31	-1	9	1	19	41	-1	40	0
HR		20	3	48	1	22	1	5	1	5	68	4	27	2
IT		15	1	51	4	22	-3	6	1	6	66	5	28	-2
CY		15	2	53	9	23	0	3	-5	6	68	11	26	-5
CY (tcc)		17	1	25	0	27	-4	18	0	13	42	1	45	-4
LV		5	1	31	0	17	-5	5	2	42	36	1	22	-3
LT		13	3	42	-1	20	1	3	-2	22	55	2	23	-1
LU		9	-1	51	-1	21	2	4	-2	15	60	-2	25	0
HU		17	5	39	-2	30	0	7	-1	7	56	3	37	-1
MT		10	-6	61	16	7	-9	1	-1	21	71	10	8	-10
NL		5	-1	49	2	32	-1	4	-1	10	54	1	36	-2
AT		19	4	49	1	20	-4	5	0	7	68	5	25	-4
PL		14	3	43	2	21	-2	4	1	18	57	5	25	-1
PT		14	2	66	2	7	-4	2	1	11	80	4	9	-3
RO		18	0	46	0	23	-1	3	-1	10	64	0	26	-2
SI		12	2	49	8	24	-2	5	-3	10	61	10	29	-5
SK		7	1	33	1	32	-1	15	4	13	40	2	47	3
FI		10	1	51	3	22	-2	3	-2	14	61	4	25	-4
SE		16	0	48	-2	24	2	4	1	8	64	-2	28	3
UK		14	4	36	-7	19	-1	6	2	25	50	-3	25	1






























QA8.11 Could you please tell me for each of the following, whether the term brings to mind something very positive, fairly positive, fairly negative or very negative?

Competition (%)

		Very positive		Fairly positive		Fairly negative		Very negative		Don't know	Total 'Positive'		Total 'Negative'	
		Sp.2019	Diff. Sp.2019 - Aut.2018	Sp.2019	Diff. Sp.2019 - Aut.2018	Sp.2019	Diff. Sp.2019 - Aut.2018	Sp.2019	Diff. Sp.2019 - Aut.2018		Sp.2019	Diff. Sp.2019 - Aut.2018	Sp.2019	Diff. Sp.2019 - Aut.2018
EU28		17	3	54	-2	18	-1	4	0	7	71	1	22	-1
EURO AREA		16	3	55	-1	19	-2	4	0	6	71	2	23	-2
NON-EURO AREA		21	4	51	-4	16	0	3	0	9	72	0	19	0
BE		7	-3	60	-1	26	2	4	1	3	67	-4	30	3
BG		26	7	50	-1	15	-1	2	-2	7	76	6	17	-3
CZ		13	5	44	-2	26	1	7	-2	10	57	3	33	-1
DK		35	5	49	-4	9	-2	2	2	5	84	1	11	0
DE		20	2	60	-4	13	0	2	0	5	80	-2	15	0
EE		20	5	63	-5	8	1	1	1	8	83	0	9	2
IE		30	6	54	-5	9	0	1	0	6	84	1	10	0
EL		17	4	54	-4	24	2	4	-2	1	71	0	28	0
ES		19	10	55	1	14	-6	3	0	9	74	11	17	-6
FR		8	2	54	2	22	-7	7	1	9	62	4	29	-6
HR		20	2	51	-8	23	4	4	1	2	71	-6	27	5
IT		14	3	43	-7	30	1	7	1	6	57	-4	37	2
CY		20	2	58	0	15	4	5	-3	2	78	2	20	1
LV		19	4	51	-1	15	-1	3	0	12	70	3	18	-1
LT		24	3	50	-2	17	1	3	0	6	74	1	20	1
LU		16	-1	58	8	14	-4	2	0	10	74	7	16	-4
HU		20	3	51	-7	22	3	4	1	3	71	-4	26	4
MT		16	-9	65	7	5	-2	0	0	14	81	-2	5	-2
NL		11	-3	65	3	17	0	2	0	5	76	0	19	0
AT		25	2	53	1	18	0	2	-1	2	78	3	20	-1
PL		20	5	58	0	15	-3	2	0	5	78	5	17	-3
PT		23	10	67	-2	5	-2	1	0	4	90	8	6	-2
RO		23	6	46	-7	21	1	4	1	6	69	-1	25	2
SI		23	0	58	1	14	-1	2	0	3	81	1	16	-1
SK		15	3	49	-6	24	2	4	0	8	64	-3	28	2
FI		19	3	63	-1	12	-2	1	0	5	82	2	13	-2
SE		32	-3	53	3	11	0	2	0	2	85	0	13	0
UK		20	5	49	-6	13	-1	4	0	14	69	-1	17	-1






























QA8.12 Could you please tell me for each of the following, whether the term brings to mind something very positive, fairly positive, fairly negative or very negative?

Trade unions (%)

		Very positive		Fairly positive		Fairly negative		Very negative		Don't know	Total 'Positive'		Total 'Negative'	
		Sp.2019	Diff. Sp.2019 - Aut.2018	Sp.2019	Diff. Sp.2019 - Aut.2018	Sp.2019	Diff. Sp.2019 - Aut.2018	Sp.2019	Diff. Sp.2019 - Aut.2018	Sp.2019	Sp.2019	Diff. Sp.2019 - Aut.2018	Sp.2019	Diff. Sp.2019 - Aut.2018
EU28		15	3	44	-2	24	-1	8	0	9	59	1	32	-1
EURO AREA		14	4	44	-1	25	-2	9	-1	8	58	3	34	-3
NON-EURO AREA		18	2	44	-1	21	-1	7	1	10	62	1	28	0
BE		10	-1	49	-1	29	-1	9	1	3	59	-2	38	0
BG		19	9	42	0	24	1	3	-5	12	61	9	27	-4
CZ		16	6	43	-4	24	-2	8	0	9	59	2	32	-2
DK		53	10	34	-6	7	-3	2	0	4	87	4	9	-3
DE		24	7	51	-9	14	0	4	1	7	75	-2	18	1
EE		13	6	54	6	12	-2	2	0	19	67	12	14	-2
IE		22	6	50	-4	15	-3	4	1	9	72	2	19	-2
EL		8	5	36	10	38	-5	16	-7	2	44	15	54	-12
ES		11	4	42	1	25	-3	11	0	11	53	5	36	-3
FR		6	1	42	4	30	-5	11	-2	11	48	5	41	-7
HR		14	2	47	-2	28	-2	7	1	4	61	0	35	-1
IT		9	3	35	2	36	-3	15	-1	5	44	5	51	-4
CY		12	6	38	-4	33	6	9	-4	8	50	2	42	2
LV		15	4	39	-4	17	1	5	0	24	54	0	22	1
LT		22	5	57	2	10	-3	2	-1	9	79	7	12	-4
LU		13	1	54	8	16	-1	4	-1	13	67	9	20	-2
HU		17	4	43	-2	25	-1	8	1	7	60	2	33	0
MT		11	-7	60	3	10	2	2	1	17	71	-4	12	3
NL		13	-1	53	-3	23	4	4	0	7	66	-4	27	4
AT		29	6	49	-4	15	1	4	-2	3	78	2	19	-1
PL		13	0	53	2	20	0	6	2	8	66	2	26	2
PT		11	6	50	-7	26	2	6	3	7	61	-1	32	5
RO		15	6	45	-2	26	-3	7	2	7	60	4	33	-1
SI		12	2	44	12	32	-4	8	-7	4	56	14	40	-11
SK		14	6	54	4	16	-8	4	-1	12	68	10	20	-9
FI		23	4	53	2	15	-2	4	-4	5	76	6	19	-6
SE		33	-3	43	1	16	1	6	3	2	76	-2	22	4
UK		18	1	38	-4	20	0	8	0	16	56	-3	28	0

QA8.13 Could you please tell me for each of the following, whether the term brings to mind something very positive, fairly positive, fairly negative or very negative?



































Public service (%)

		Very positive		Fairly positive		Fairly negative		Very negative		Don't know	Total 'Positive'		Total 'Negative'	
		Sp.2019	Diff. Sp.2019 - Aut.2018	Sp.2019	Diff. Sp.2019 - Aut.2018	Sp.2019	Diff. Sp.2019 - Aut.2018	Sp.2019	Diff. Sp.2019 - Aut.2018	Sp.2019	Sp.2019	Diff. Sp.2019 - Aut.2018	Sp.2019	Diff. Sp.2019 - Aut.2018
EU28		19	4	51	-3	21	0	4	0	5	70	1	25	0
EURO AREA		18	5	53	-3	21	-1	4	0	4	71	2	25	-1
NON-EURO AREA		22	4	48	-1	20	-1	4	0	6	70	3	24	-1
BE		9	0	59	-5	26	2	4	3	2	68	-5	30	5
BG		26	15	43	0	18	-4	3	-6	10	69	15	21	-10
CZ		8	5	46	6	33	-6	8	-1	5	54	11	41	-7
DK		31	3	49	1	13	-5	4	1	3	80	4	17	-4
DE		15	0	60	-5	18	4	2	1	5	75	-5	20	5
EE		18	3	69	2	7	-1	0	-1	6	87	5	7	-2
IE		22	6	50	-5	21	1	3	0	4	72	1	24	1
EL		8	5	34	8	47	-7	10	-6	1	42	13	57	-13
ES		31	13	50	-7	11	-3	2	0	6	81	6	13	-3
FR		17	6	56	-5	20	2	3	-2	4	73	1	23	0
HR		9	1	37	4	40	-6	11	2	3	46	5	51	-4
IT		14	6	40	1	33	-7	9	1	4	54	7	42	-6
CY		10	5	49	2	33	2	5	-8	3	59	7	38	-6
LV		17	8	58	-3	12	-3	3	0	10	75	5	15	-3
LT		25	9	60	-2	8	-4	1	-1	6	85	7	9	-5
LU		24	1	64	7	6	-3	1	0	5	88	8	7	-3
HU		22	3	52	0	18	-5	5	2	3	74	3	23	-3
MT		12	-7	64	1	10	2	1	0	13	76	-6	11	2
NL		18	1	66	-1	12	1	1	0	3	84	0	13	1
AT		31	7	53	-2	11	-2	3	-2	2	84	5	14	-4
PL		18	5	58	-1	17	-1	3	1	4	76	4	20	0
PT		15	7	46	-10	32	7	3	0	4	61	-3	35	7
RO		15	7	48	-6	26	-2	6	3	5	63	1	32	1
SI		20	4	51	0	23	-1	4	-1	2	71	4	27	-2
SK		16	5	55	2	18	-5	2	-3	9	71	7	20	-8
FI		33	4	56	-7	9	3	1	1	1	89	-3	10	4
SE		31	-3	53	1	12	2	2	1	2	84	-2	14	3
UK		26	1	43	-1	19	2	4	-1	8	69	0	23	1

QA9 What does the EU mean to you personally?

(%)



































(MULTIPLE ANSWERS POSSIBLE)

		Peace		Economic prosperity		Democracy		Social protection	
		Sp.2019	Diff. Sp.2019 - Aut.2018	Sp.2019	Diff. Sp.2019 - Aut.2018	Sp.2019	Diff. Sp.2019 - Aut.2018	Sp.2019	Diff. Sp.2019 - Aut.2018
EU28		35	2	20	2	27	1	14	1
EURO AREA		38	3	20	3	28	1	13	1
NON-EURO AREA		29	-1	21	0	25	-1	14	0
BE		40	1	20	-3	27	-4	17	-3
BG		20	0	16	-3	18	-4	14	0
CZ		34	4	18	0	23	2	11	1
DK		54	1	32	2	44	6	22	5
DE		60	10	28	7	46	4	16	5
EE		34	5	15	3	22	3	13	2
IE		27	-2	33	7	28	1	17	0
EL		39	5	11	-1	22	2	16	1
ES		20	1	20	2	21	0	14	1
FR		38	1	10	1	19	-2	10	0
HR		21	-1	29	0	21	1	12	2
IT		21	-1	11	0	20	0	10	1
CY		40	10	14	7	34	5	25	8
CY (tcc)		31	1	26	1	24	-5	22	0
LV		26	0	17	-3	16	-1	13	-3
LT		40	4	24	2	27	3	19	3
LU		53	3	24	7	38	11	17	0
HU		22	3	20	3	20	-1	13	3
MT		38	6	23	-2	30	-1	18	-2
NL		50	2	39	5	34	5	10	0
AT		44	8	29	7	37	4	26	1
PL		25	0	17	-1	25	-5	10	-1
PT		18	3	18	1	19	0	13	-1
RO		22	-3	26	-2	31	2	17	-5
SI		41	5	20	2	23	7	15	5
SK		32	-2	20	-3	16	-3	10	-5
FI		37	0	25	3	27	0	10	0
SE		56	-2	19	-2	44	4	12	0
UK		30	-2	22	2	22	1	17	1
AL		23	4	62	9	37	3	52	12
MK		19	-3	37	-7	19	1	21	1
ME		16	0	21	4	13	0	18	4
RS		15	-3	29	-3	13	-1	19	2
TR		13	5	29	3	23	8	18	3

QA9 What does the EU mean to you personally?

(%)



































(MULTIPLE ANSWERS POSSIBLE)

		Freedom to travel, study and work anywhere in the EU		Cultural diversity		Stronger say in the world		Euro	
		Sp.2019	Diff. Sp.2019 - Aut.2018	Sp.2019	Diff. Sp.2019 - Aut.2018	Sp.2019	Diff. Sp.2019 - Aut.2018	Sp.2019	Diff. Sp.2019 - Aut.2018
EU28		55	2	31	1	29	2	37	0
EURO AREA		56	3	34	3	30	2	46	0
NON-EURO AREA		52	-2	26	-2	26	1	18	-1
BE		55	-1	29	4	29	-2	48	1
BG		60	-1	23	-3	18	-3	14	0
CZ		51	5	20	2	21	-1	21	-1
DK		65	2	41	7	45	8	20	-2
DE		66	6	43	6	37	5	56	6
EE		77	4	34	6	22	2	50	2
IE		60	0	32	2	38	5	41	-4
EL		57	0	34	2	38	5	50	2
ES		50	4	32	6	22	3	35	-2
FR		51	2	35	-2	28	1	43	-1
HR		55	0	30	2	24	2	25	2
IT		40	0	23	-1	23	2	37	-5
CY		59	-8	39	8	27	3	41	-3
CY (tcc)		31	-1	21	0	14	-2	17	0
LV		68	1	30	-3	15	0	36	3
LT		76	2	36	2	28	6	28	1
LU		67	2	41	5	33	3	56	9
HU		51	9	25	4	22	5	15	2
MT		60	0	38	0	48	10	41	4
NL		72	0	31	1	50	2	59	-4
AT		61	11	39	6	39	2	63	7
PL		50	-4	19	-6	25	1	18	-2
PT		68	8	30	0	42	4	49	3
RO		54	1	22	-3	19	-3	25	-7
SI		55	3	27	4	22	4	51	2
SK		54	-2	26	0	28	-4	48	-6
FI		75	0	42	6	28	-2	62	1
SE		80	4	39	-6	50	-2	26	-4
UK		47	-5	30	-2	27	4	14	1
AL		57	1	25	4	37	-1	25	2
MK		54	-5	14	2	21	3	13	-1
ME		36	-4	12	1	16	1	13	1
RS		40	-2	18	3	22	3	18	2
TR		19	0	14	1	16	-1	9	-3

QA9 What does the EU mean to you personally?

(%)



































(MULTIPLE ANSWERS POSSIBLE)

		Unemployment		Bureaucracy		Waste of money		Loss of our cultural identity	
		Sp.2019	Diff. Sp.2019 - Aut.2018	Sp.2019	Diff. Sp.2019 - Aut.2018	Sp.2019	Diff. Sp.2019 - Aut.2018	Sp.2019	Diff. Sp.2019 - Aut.2018
EU28		11	1	23	-1	21	-1	13	0
EURO AREA		13	1	23	0	23	0	12	0
NON-EURO AREA		6	-1	22	-2	18	-1	14	-1
BE		13	1	22	-2	29	3	17	5
BG		5	-1	12	-2	15	-1	11	-3
CZ		7	2	36	-5	37	-1	21	2
DK		6	0	36	1	12	-3	11	-2
DE		11	3	34	2	27	1	10	0
EE		5	-1	29	0	18	-3	13	-1
IE		8	1	17	-4	8	-3	14	1
EL		24	-7	14	2	19	0	23	-2
ES		9	2	16	-4	13	-1	7	2
FR		16	2	19	2	32	2	14	-1
HR		5	-1	16	-1	15	0	17	1
IT		17	0	16	0	17	-2	12	-1
CY		24	-15	15	-1	18	-8	20	-4
CY (tcc)		10	0	10	-1	11	2	6	1
LV		8	-1	19	-5	17	-1	12	-1
LT		4	0	15	0	14	-3	11	-3
LU		10	1	25	5	17	-4	10	3
HU		5	-3	16	1	6	-5	7	-1
MT		5	-6	14	-8	10	-2	13	-4
NL		4	0	40	0	18	0	17	1
AT		24	-2	37	1	36	1	28	-1
PL		3	-1	18	-1	10	-2	9	0
PT		8	-5	9	-4	5	-4	11	0
RO		8	-3	13	-3	12	-3	15	-2
SI		11	0	22	-1	19	-5	12	1
SK		10	-1	26	-1	30	1	14	1
FI		3	-2	41	-2	23	-3	6	-2
SE		4	-1	56	7	32	6	11	3
UK		9	2	22	-3	22	-2	17	-3
AL		7	5	5	0	5	4	10	0
MK		8	2	6	3	9	1	13	-1
ME		8	1	5	1	12	2	7	-2
RS		5	0	9	2	10	0	25	4
TR		8	-4	8	0	8	-3	13	2

QA9 What does the EU mean to you personally?






























(%)

(MULTIPLE ANSWERS POSSIBLE)

		More crime		Not enough control at external borders		Other (SPONTANEOUS)		Don't know
		Sp.2019	Diff. Sp.2019 - Aut.2018	Sp.2019	Diff. Sp.2019 - Aut.2018	Sp.2019	Diff. Sp.2019 - Aut.2018	
EU28		13	-2	20	0	2	1	3
EURO AREA		14	-1	22	0	2	1	2
NON-EURO AREA		11	-2	17	0	2	0	5
BE		20	4	27	1	1	1	0
BG		11	-2	12	-4	1	-1	2
CZ		25	-3	33	-4	3	1	1
DK		14	-2	26	0	4	-1	2
DE		20	-3	26	2	2	1	0
EE		10	-1	17	-2	3	0	2
IE		10	2	12	-1	1	1	2
EL		19	-4	34	2	6	5	1
ES		4	2	12	1	2	1	2
FR		10	0	25	-1	1	0	3
HR		14	0	18	-2	1	-1	1
IT		11	-4	14	-3	1	1	3
CY		22	-10	22	-6	2	1	2
CY (tcc)		2	1	1	-1	5	2	3
LV		7	-2	11	-2	3	1	4
LT		5	0	10	1	2	0	2
LU		8	-4	15	-4	2	0	3
HU		10	-6	18	-1	3	1	3
MT		10	-9	26	-2	1	-1	5
NL		13	-1	23	3	1	-1	1
AT		38	-4	42	-2	7	0	0
PL		8	-1	10	-2	1	0	4
PT		18	-4	33	6	2	1	2
RO		11	-8	17	-5	1	0	4
SI		23	6	27	5	2	-1	1
SK		24	-1	25	0	2	1	3
FI		15	-2	23	0	2	2	1
SE		21	5	28	7	1	-1	0
UK		10	1	16	3	3	0	8
AL		4	2	8	-4	1	1	0
MK		8	3	7	0	1	0	1
ME		7	-1	7	0	1	-1	3
RS		9	1	11	2	1	-3	4
TR		8	0	8	2	4	0	4






























QA10.1 Please tell me for each of the following words if it describes very well, fairly well, fairly badly or very badly the idea you might have of the EU.

Modern (%)

		Describes very well		Describes fairly well		Describes fairly badly		Describes very badly		Don't know	Total 'Describes well'		Total 'Describes badly'	
		Sp.2019	Diff. Sp.2019 - Aut.2018	Sp.2019	Diff. Sp.2019 - Aut.2018	Sp.2019	Diff. Sp.2019 - Aut.2018	Sp.2019	Diff. Sp.2019 - Aut.2018	Sp.2019	Sp.2019	Diff. Sp.2019 - Aut.2018	Sp.2019	Diff. Sp.2019 - Aut.2018
EU28		13	2	51	-2	23	0	5	0	8	64	0	28	0
EURO AREA		11	2	52	-2	25	0	5	0	7	63	0	30	0
NON-EURO AREA		18	2	49	-2	18	-1	6	1	9	67	0	24	0
BE		8	-2	57	-3	28	3	4	2	3	65	-5	32	5
BG		28	1	51	3	10	-2	3	-1	8	79	4	13	-3
CZ		16	1	48	0	22	-2	9	2	5	64	1	31	0
DK		11	1	40	-2	28	-1	9	1	12	51	-1	37	0
DE		10	1	50	-5	29	6	4	1	7	60	-4	33	7
EE		15	1	59	2	15	0	2	0	9	74	3	17	0
IE		28	6	55	-8	11	4	2	1	4	83	-2	13	5
EL		13	0	46	0	31	2	9	-1	1	59	0	40	1
ES		12	4	54	4	23	-3	3	-2	8	66	8	26	-5
FR		6	1	50	-1	28	0	6	-2	10	56	0	34	-2
HR		18	-6	64	4	12	2	2	0	4	82	-2	14	2
IT		14	4	52	-6	23	0	6	1	5	66	-2	29	1
CY		17	8	53	6	22	-5	2	-7	6	70	14	24	-12
LV		15	0	61	3	9	-4	3	0	12	76	3	12	-4
LT		18	1	65	2	10	-1	0	-1	7	83	3	10	-2
LU		18	8	52	-2	21	-3	3	-1	6	70	6	24	-4
HU		22	4	53	-1	18	-3	4	-1	3	75	3	22	-4
MT		12	-5	66	9	7	-4	0	0	15	78	4	7	-4
NL		4	1	45	-1	39	0	7	2	5	49	0	46	2
AT		18	1	55	-4	21	3	3	1	3	73	-3	24	4
PL		21	3	60	-2	13	1	1	-2	5	81	1	14	-1
PT		12	2	75	3	7	-4	0	0	6	87	5	7	-4
RO		32	7	51	-6	10	-1	3	1	4	83	1	13	0
SI		15	2	54	2	21	-1	5	0	5	69	4	26	-1
SK		20	2	53	-3	16	-1	4	2	7	73	-1	20	1
FI		9	0	65	6	19	-7	2	0	5	74	6	21	-7
SE		7	-2	45	-1	38	3	6	1	4	52	-3	44	4
UK		12	0	42	-1	22	-1	10	4	14	54	-1	32	3






























QA10.2 Please tell me for each of the following words if it describes very well, fairly well, fairly badly or very badly the idea you might have of the EU.

Democratic (%)

		Describes very well		Describes fairly well		Describes fairly badly		Describes very badly		Don't know	Total 'Describes well'		Total 'Describes badly'	
		Sp.2019	Diff. Sp.2019 - Aut.2018	Sp.2019	Diff. Sp.2019 - Aut.2018	Sp.2019	Diff. Sp.2019 - Aut.2018	Sp.2019	Diff. Sp.2019 - Aut.2018		Sp.2019	Diff. Sp.2019 - Aut.2018	Sp.2019	Diff. Sp.2019 - Aut.2018
EU28		17	3	51	-2	19	-2	6	0	7	68	1	25	-2
EURO AREA		15	3	53	-3	21	0	5	-1	6	68	0	26	-1
NON-EURO AREA		20	3	47	-1	17	-4	7	1	9	67	2	24	-3
BE		12	1	57	-1	24	-1	5	2	2	69	0	29	1
BG		27	-2	48	6	13	-1	4	-2	8	75	4	17	-3
CZ		14	2	51	-1	20	-2	9	0	6	65	1	29	-2
DK		24	5	55	-1	14	-1	3	-2	4	79	4	17	-3
DE		20	4	55	-10	18	4	3	0	4	75	-6	21	4
EE		12	0	62	6	14	-2	2	-1	10	74	6	16	-3
IE		31	7	51	-7	11	2	2	0	5	82	0	13	2
EL		9	2	46	3	34	-1	10	-3	1	55	5	44	-4
ES		15	5	59	3	17	-2	3	-1	6	74	8	20	-3
FR		8	1	50	1	24	-3	8	-1	10	58	2	32	-4
HR		20	-2	56	0	17	2	3	-2	4	76	-2	20	0
IT		17	5	47	-3	23	-4	9	2	4	64	2	32	-2
CY		19	9	58	4	18	-7	2	-4	3	77	13	20	-11
LV		11	0	59	3	12	-3	4	0	14	70	3	16	-3
LT		22	7	64	-1	8	-3	1	-1	5	86	6	9	-4
LU		18	5	60	5	13	-5	3	-3	6	78	10	16	-8
HU		25	2	44	-1	22	1	6	-2	3	69	1	28	-1
MT		8	-12	59	11	13	-2	1	-1	19	67	-1	14	-3
NL		14	4	55	-6	22	2	6	1	3	69	-2	28	3
AT		23	4	48	1	18	-8	8	2	3	71	5	26	-6
PL		25	5	53	-3	13	-4	3	1	6	78	2	16	-3
PT		11	3	69	-1	11	-2	1	0	8	80	2	12	-2
RO		30	7	50	5	12	-12	3	1	5	80	12	15	-11
SI		13	2	52	3	24	-2	6	-1	5	65	5	30	-3
SK		15	0	53	-1	20	-1	5	1	7	68	-1	25	0
FI		8	0	64	8	20	-7	2	-2	6	72	8	22	-9
SE		13	0	57	-2	22	1	7	3	1	70	-2	29	4
UK		15	4	38	-3	20	-4	12	1	15	53	1	32	-3






























QA10.3 Please tell me for each of the following words if it describes very well, fairly well, fairly badly or very badly the idea you might have of the EU.

Protective (%)

		Describes very well		Describes fairly well		Describes fairly badly		Describes very badly		Don't know	Total 'Describes well'		Total 'Describes badly'	
		Sp.2019	Diff. Sp.2019 - Aut.2018	Sp.2019	Diff. Sp.2019 - Aut.2018	Sp.2019	Diff. Sp.2019 - Aut.2018	Sp.2019	Diff. Sp.2019 - Aut.2018	Sp.2019	Sp.2019	Diff. Sp.2019 - Aut.2018	Sp.2019	Diff. Sp.2019 - Aut.2018
EU28		12	2	47	1	26	-2	7	-1	8	59	3	33	-3
EURO AREA		10	2	47	1	28	-3	8	0	7	57	3	36	-3
NON-EURO AREA		16	2	46	-1	21	-1	6	-1	11	62	1	27	-2
BE		11	0	54	-1	28	1	5	1	2	65	-1	33	2
BG		16	-1	42	8	22	-1	9	-3	11	58	7	31	-4
CZ		14	3	43	1	27	0	10	-3	6	57	4	37	-3
DK		23	2	50	0	15	-2	4	-1	8	73	2	19	-3
DE		13	3	55	0	19	-4	7	2	6	68	3	26	-2
EE		9	0	57	6	19	-2	3	0	12	66	6	22	-2
IE		25	7	49	-8	15	3	4	2	7	74	-1	19	5
EL		5	2	34	1	45	1	14	-3	2	39	3	59	-2
ES		12	5	46	1	28	-2	5	0	9	58	6	33	-2
FR		5	1	43	4	33	-5	9	-2	10	48	5	42	-7
HR		12	-1	50	0	24	0	8	-1	6	62	-1	32	-1
IT		9	2	38	1	35	-4	13	1	5	47	3	48	-3
CY		12	6	49	9	31	-5	5	-9	3	61	15	36	-14
LV		10	-2	53	3	16	-2	5	1	16	63	1	21	-1
LT		20	3	62	0	11	-1	1	-1	6	82	3	12	-2
LU		14	4	51	3	21	-5	4	-2	10	65	7	25	-7
HU		17	5	46	2	26	-4	8	-3	3	63	7	34	-7
MT		8	-2	52	-3	19	3	5	3	16	60	-5	24	6
NL		14	4	55	-6	21	1	5	2	5	69	-2	26	3
AT		18	3	42	3	28	-4	8	-3	4	60	6	36	-7
PL		16	2	51	1	22	-2	2	-3	9	67	3	24	-5
PT		9	4	58	1	21	-4	3	0	9	67	5	24	-4
RO		20	4	48	-1	20	-2	5	-1	7	68	3	25	-3
SI		11	2	43	0	32	-1	8	1	6	54	2	40	0
SK		17	4	45	-1	23	-4	6	1	9	62	3	29	-3
FI		6	1	51	2	29	-7	4	1	10	57	3	33	-6
SE		9	-2	55	0	25	2	6	2	5	64	-2	31	4
UK		16	2	41	-3	19	0	8	1	16	57	-1	27	1






























QA10.4 Please tell me for each of the following words if it describes very well, fairly well, fairly badly or very badly the idea you might have of the EU.

Efficient (%)

		Describes very well		Describes fairly well		Describes fairly badly		Describes very badly		Don't know	Total 'Describes well'		Total 'Describes badly'	
		Sp.2019	Diff. Sp.2019 - Aut.2018	Sp.2019	Diff. Sp.2019 - Aut.2018	Sp.2019	Diff. Sp.2019 - Aut.2018	Sp.2019	Diff. Sp.2019 - Aut.2018	Sp.2019	Sp.2019	Diff. Sp.2019 - Aut.2018	Sp.2019	Diff. Sp.2019 - Aut.2018
EU28		8	2	36	2	36	-3	11	0	9	44	4	47	-3
EURO AREA		6	1	35	2	40	-2	11	0	8	41	3	51	-2
NON-EURO AREA		12	2	39	2	27	-5	11	0	11	51	4	38	-5
BE		6	-3	44	2	38	0	9	1	3	50	-1	47	1
BG		20	0	43	7	21	-2	6	-3	10	63	7	27	-5
CZ		11	2	35	-2	35	1	13	0	6	46	0	48	1
DK		6	0	29	2	40	2	15	-5	10	35	2	55	-3
DE		4	-1	32	-3	45	5	11	1	8	36	-4	56	6
EE		5	0	46	8	29	0	5	-2	15	51	8	34	-2
IE		22	7	48	-4	17	-1	6	1	7	70	3	23	0
EL		6	2	34	8	45	-4	13	-4	2	40	10	58	-8
ES		8	3	40	5	35	-3	6	-2	11	48	8	41	-5
FR		3	2	27	4	47	-4	12	-3	11	30	6	59	-7
HR		13	-1	52	3	26	0	5	-2	4	65	2	31	-2
IT		8	3	40	4	34	-7	12	1	6	48	7	46	-6
CY		12	7	43	3	37	-1	4	-9	4	55	10	41	-10
LV		5	-2	40	4	30	-2	7	1	18	45	2	37	-1
LT		15	2	62	1	14	-1	2	0	7	77	3	16	-1
LU		8	4	42	8	34	-5	7	-3	9	50	12	41	-8
HU		16	2	43	-1	30	1	7	-2	4	59	1	37	-1
MT		5	-3	47	-1	22	-2	6	5	20	52	-4	28	3
NL		1	-1	17	-4	49	1	27	2	6	18	-5	76	3
AT		12	1	35	-3	37	2	10	-2	6	47	-2	47	0
PL		13	2	53	4	22	-6	4	-2	8	66	6	26	-8
PT		8	4	56	2	25	-3	1	-1	10	64	6	26	-4
RO		20	8	51	-2	18	-5	5	1	6	71	6	23	-4
SI		8	2	38	3	39	-2	10	0	5	46	5	49	-2
SK		14	3	42	1	28	-1	7	0	9	56	4	35	-1
FI		4	2	28	4	50	-5	10	-3	8	32	6	60	-8
SE		3	1	16	-3	56	4	21	0	4	19	-2	77	4
UK		8	0	29	3	28	-8	17	2	18	37	3	45	-6






























QA10.5 Please tell me for each of the following words if it describes very well, fairly well, fairly badly or very badly the idea you might have of the EU.

Remote (%)






		Describes very well		Describes fairly well		Describes fairly badly		Describes very badly		Don't know	Total 'Describes well'		Total 'Describes badly'	
		Sp.2019	Diff. Sp.2019 - Aut.2018	Sp.2019	Diff. Sp.2019 - Aut.2018	Sp.2019	Diff. Sp.2019 - Aut.2018	Sp.2019	Diff. Sp.2019 - Aut.2018		Sp.2019	Diff. Sp.2019 - Aut.2018	Sp.2019	Diff. Sp.2019 - Aut.2018
EU28		16	1	38	1	28	-1	8	0	10	54	2	36	-1
EURO AREA		17	1	40	1	27	-1	7	0	9	57	2	34	-1
NON-EURO AREA		13	0	33	-1	29	-1	12	2	13	46	-1	41	1
BE		20	3	40	2	31	-3	6	0	3	60	5	37	-3
BG		17	-1	30	0	29	4	11	-2	13	47	-1	40	2
CZ		9	-1	32	6	32	-6	14	0	13	41	5	46	-6
DK		27	0	35	3	24	-1	7	0	7	62	3	31	-1
DE		15	1	36	2	28	-3	9	-1	12	51	3	37	-4
EE		11	-1	41	5	30	1	5	0	13	52	4	35	1
IE		15	4	34	-5	29	3	12	2	10	49	-1	41	5
EL		21	-4	43	2	29	2	5	0	2	64	-2	34	2
ES		17	3	45	4	24	-2	6	0	8	62	7	30	-2
FR		19	3	40	2	25	-2	4	-2	12	59	5	29	-4
HR		12	0	34	0	36	0	11	-2	7	46	0	47	-2
IT		19	0	44	-1	24	-1	7	0	6	63	-1	31	-1
CY		12	-2	36	4	37	6	9	-2	6	48	2	46	4
LV		12	-1	36	3	24	2	7	0	21	48	2	31	2
LT		11	3	33	0	34	-6	13	4	9	44	3	47	-2
LU		10	0	32	1	33	4	7	0	18	42	1	40	4
HU		21	5	33	-8	32	1	10	2	4	54	-3	42	3
MT		7	-1	32	-6	22	0	10	6	29	39	-7	32	6
NL		14	0	43	-1	30	0	7	3	6	57	-1	37	3
AT		17	-1	38	-3	30	0	9	2	6	55	-4	39	2
PL		9	-2	36	-3	33	1	14	3	8	45	-5	47	4
PT		8	0	46	1	32	0	5	0	9	54	1	37	0
RO		15	2	39	-4	27	-1	8	4	11	54	-2	35	3
SI		12	-1	34	3	39	4	9	-2	6	46	2	48	2
SK		13	0	37	4	35	-3	5	0	10	50	4	40	-3
FI		23	0	48	0	20	-3	3	1	6	71	0	23	-2
SE		16	2	40	1	33	0	8	0	3	56	3	41	0
UK		11	0	29	1	26	-3	12	2	22	40	1	38	-1

QA10.6 Please tell me for each of the following words if it describes very well, fairly well, fairly badly or very badly the idea you might have of the EU.

Forward-looking (%)






		Describes very well		Describes fairly well		Describes fairly badly		Describes very badly		Don't know	Total 'Describes well'		Total 'Describes badly'	
		Sp.2019	Diff. Sp.2019 - Aut.2018	Sp.2019	Diff. Sp.2019 - Aut.2018	Sp.2019	Diff. Sp.2019 - Aut.2018	Sp.2019	Diff. Sp.2019 - Aut.2018	Sp.2019	Sp.2019	Diff. Sp.2019 - Aut.2018	Sp.2019	Diff. Sp.2019 - Aut.2018
EU28		12	2	47	0	25	-2	6	0	10	59	2	31	-2
EURO AREA		10	2	48	0	27	-2	6	0	9	58	2	33	-2
NON-EURO AREA		15	3	45	0	21	-3	7	0	12	60	3	28	-3
BE		8	1	49	-1	32	-2	7	2	4	57	0	39	0
BG		20	1	50	4	13	-1	4	-2	13	70	5	17	-3
CZ		10	2	43	3	28	-4	10	-1	9	53	5	38	-5
DK		11	3	45	5	26	-3	6	-3	12	56	8	32	-6
DE		12	0	51	-4	26	2	5	2	6	63	-4	31	4
EE		8	-1	56	11	19	-4	3	-1	14	64	10	22	-5
IE		24	8	55	-5	11	-1	3	0	7	79	3	14	-1
EL		4	0	33	5	48	0	11	-4	4	37	5	59	-4
ES		11	2	50	7	25	-2	4	-2	10	61	9	29	-4
FR		6	1	44	3	30	-2	8	-3	12	50	4	38	-5
HR		19	0	58	1	15	2	3	-2	5	77	1	18	0
IT		11	5	46	-1	27	-6	7	1	9	57	4	34	-5
CY		12	7	45	6	35	-1	2	-11	6	57	13	37	-12
LV		14	2	48	0	16	-3	5	1	17	62	2	21	-2
LT		19	2	60	3	10	-4	2	-1	9	79	5	12	-5
LU		11	3	53	5	21	-4	5	-1	10	64	8	26	-5
HU		17	2	49	4	22	-6	9	0	3	66	6	31	-6
MT		8	-9	56	8	13	-1	2	1	21	64	-1	15	0
NL		8	4	46	-6	31	2	7	1	8	54	-2	38	3
AT		18	3	47	-1	26	1	4	-2	5	65	2	30	-1
PL		16	4	57	2	17	-4	2	-1	8	73	6	19	-5
PT		13	3	67	0	9	-3	0	-1	11	80	3	9	-4
RO		26	8	50	-3	14	-4	4	1	6	76	5	18	-3
SI		16	3	50	5	24	-2	6	0	4	66	8	30	-2
SK		14	1	49	3	22	-3	5	0	10	63	4	27	-3
FI		5	1	47	5	35	-7	4	-1	9	52	6	39	-8
SE		5	2	37	-7	44	7	7	1	7	42	-5	51	8
UK		12	2	35	-4	23	-2	12	3	18	47	-2	35	1

QA11 Generally speaking, do you think that (OUR COUNTRY)'s membership of the EU would be...?
(%)

	A good thing		A bad thing		Neither good nor bad		Refusal (SPONTANEOUS)		Don't know
	Sp.2019	Diff. Sp.2019 - Aut.2018	Sp.2019	Diff. Sp.2019 - Aut.2018	Sp.2019	Diff. Sp.2019 - Aut.2018	Sp.2019	Diff. Sp.2019 - Aut.2018	
CY (tcc)*	48	-3	20	1	19	1	4	0	9
AL 	91	-2	1	0	8	2	0	0	0
MK 	61	3	13	0	26	-2	0	0	0
ME 	68	23	16	-3	15	-15	0	0	1
RS 	40	-2	28	6	25	-3	1	1	6
TR 	50	15	23	-5	23	-11	1	0	3

*CY(tcc): Generally speaking, do you think that for the Turkish Cypriot Community the full application of EU legislation would be...?






























QA12 Taking everything into account, would you say that (OUR COUNTRY) would benefit or not from being a member of the EU?
(%)

	Would benefit		Would not benefit		Refusal (SPONTANEOUS)		Don't know
	Sp.2019	Diff. Sp.2019 - Aut.2018	Sp.2019	Diff. Sp.2019 - Aut.2018	Sp.2019	Diff. Sp.2019 - Aut.2018	
CY (tcc)*	52	-7	33	7	5	-1	10
AL 	97	2	2	0	0	-1	1
MK 	72	1	22	-1	0	-1	6
ME 	77	16	18	-8	1	0	4
RS 	54	-2	32	3	3	2	11
TR 	64	15	29	-16	0	-1	7

*CY(tcc): Taking everything into consideration, would you say that the Turkish Cypriot Community would benefit or not from the full application of the EU legislation?






























QA13.1 Have you heard of...?

The European Parliament (%)

		Yes		No		Don't know
		Sp.2019	Diff. Sp.2019 - Aut.2018	Sp.2019	Diff. Sp.2019 - Aut.2018	Sp.2019
EU28		92	0	7	0	1
EURO AREA		93	0	6	-1	1
NON-EURO AREA		90	0	9	0	1
BE		98	1	2	-1	0
BG		93	-1	5	0	2
CZ		90	1	9	-1	1
DK		98	3	2	-2	0
DE		96	2	4	-1	0
EE		96	0	3	0	1
IE		93	-2	6	1	1
EL		98	2	2	-2	0
ES		93	0	7	0	0
FR		92	1	7	-2	1
HR		96	-1	4	1	0
IT		87	-2	12	1	1
CY		94	2	6	-2	0
CY (tcc)		65	-3	21	2	14
LV		93	1	6	-1	1
LT		96	3	3	-3	1
LU		95	-1	3	0	2
HU		96	2	3	-3	1
MT		95	0	3	0	2
NL		97	-1	3	1	0
AT		91	1	9	0	0
PL		91	-2	7	1	2
PT		99	2	1	-1	0
RO		91	-1	8	0	1
SI		98	2	2	-2	0
SK		94	3	4	-2	2
FI		97	-1	2	0	1
SE		99	-1	1	1	0
UK		85	1	14	0	1






























QA13.2 Have you heard of...?

The European Commission (%)

		Yes		No		Don't know
		Sp.2019	Diff. Sp.2019 - Aut.2018	Sp.2019	Diff. Sp.2019 - Aut.2018	Sp.2019
EU28		84	1	15	-1	1
EURO AREA		86	2	13	-2	1
NON-EURO AREA		80	-2	18	2	2
BE		94	1	6	0	0
BG		80	2	15	-4	5
CZ		78	0	20	1	2
DK		93	3	7	-2	0
DE		87	1	12	-1	1
EE		90	-3	8	2	2
IE		88	4	10	-4	2
EL		95	1	5	-1	0
ES		86	1	13	-1	1
FR		86	1	13	-1	1
HR		84	0	15	0	1
IT		75	4	23	-5	2
CY		88	2	11	-2	1
CY (tcc)		62	-4	23	2	15
LV		87	1	11	-2	2
LT		90	3	8	-3	2
LU		93	-2	5	1	2
HU		89	5	10	-5	1
MT		92	3	6	-2	2
NL		89	-1	10	1	1
AT		87	6	12	-6	1
PL		83	-3	14	2	3
PT		94	2	5	-1	1
RO		83	-1	15	0	2
SI		96	2	4	-2	0
SK		87	8	10	-7	3
FI		94	-3	5	2	1
SE		92	0	7	0	1
UK		73	-3	24	3	3






























QA13.3 Have you heard of...?

The European Central Bank (%)

		Yes		No		Don't know
		Sp.2019	Diff. Sp.2019 - Aut.2018	Sp.2019	Diff. Sp.2019 - Aut.2018	Sp.2019
EU28		83	0	16	0	1
EURO AREA		87	1	12	-1	1
NON-EURO AREA		74	-1	24	1	2
BE		88	1	11	-1	1
BG		85	2	12	-2	3
CZ		73	-2	24	2	3
DK		86	0	13	0	1
DE		94	2	5	-2	1
EE		89	-1	8	1	3
IE		91	-1	8	1	1
EL		94	1	6	-1	0
ES		92	2	8	-1	0
FR		81	-1	18	1	1
HR		84	2	15	-2	1
IT		77	2	21	-3	2
CY		90	-1	9	0	1
LV		83	-1	14	-1	3
LT		84	3	14	-3	2
LU		92	2	6	-2	2
HU		77	4	22	-4	1
MT		88	0	9	0	3
NL		91	-1	8	0	1
AT		89	1	10	-1	1
PL		71	-1	27	3	2
PT		95	1	4	-1	1
RO		80	1	18	-2	2
SI		94	3	6	-3	0
SK		87	3	10	-2	3
FI		96	-1	3	0	1
SE		93	-1	6	1	1
UK		66	-4	31	4	3






























QA13.4 Have you heard of...?

The European Council (%)

		Yes		No		Don't know
		Sp.2019	Diff. Sp.2019 - Aut.2018	Sp.2019	Diff. Sp.2019 - Aut.2018	Sp.2019
EU28		72	4	25	-4	3
EURO AREA		72	5	26	-5	2
NON-EURO AREA		72	1	25	0	3
BE		67	0	31	0	2
BG		69	2	25	-3	6
CZ		65	2	30	-2	5
DK		76	1	21	-1	3
DE		76	7	21	-7	3
EE		78	-2	18	3	4
IE		81	9	17	-8	2
EL		83	6	17	-5	0
ES		77	4	22	-4	1
FR		66	1	32	-2	2
HR		80	3	18	-4	2
IT		65	5	33	-5	2
CY		85	5	13	-6	2
LV		78	1	18	-3	4
LT		68	8	27	-9	5
LU		81	4	15	-1	4
HU		74	0	25	0	1
MT		83	6	14	-2	3
NL		55	4	43	-4	2
AT		71	5	26	-5	3
PL		75	0	22	0	3
PT		87	5	11	-4	2
RO		82	3	16	-4	2
SI		89	5	10	-4	1
SK		78	6	18	-5	4
FI		82	-4	16	4	2
SE		79	-1	19	3	2
UK		67	3	30	-1	3






























QA13.5 Have you heard of...?

The Council of the European Union (%)

		Yes		No		Don't know
		Sp.2019	Diff. Sp.2019 - Aut.2018	Sp.2019	Diff. Sp.2019 - Aut.2018	Sp.2019
EU28		66	4	31	-3	3
EURO AREA		67	6	30	-5	3
NON-EURO AREA		64	2	32	-1	4
BE		64	-3	34	3	2
BG		66	2	27	-2	7
CZ		67	2	27	-3	6
DK		54	-1	38	0	8
DE		63	12	32	-10	5
EE		79	-3	16	3	5
IE		72	11	26	-9	2
EL		81	7	19	-6	0
ES		76	6	22	-7	2
FR		61	0	36	0	3
HR		79	-1	20	2	1
IT		62	6	35	-7	3
CY		85	7	13	-7	2
LV		70	-2	23	-1	7
LT		70	5	25	-6	5
LU		80	6	15	0	5
HU		68	3	30	-4	2
MT		80	6	16	-3	4
NL		65	-2	32	1	3
AT		67	6	30	-6	3
PL		72	-2	25	2	3
PT		85	7	12	-6	3
RO		80	3	18	-3	2
SI		88	3	11	-3	1
SK		76	5	20	-4	4
FI		71	-4	25	3	4
SE		38	-5	56	6	6
UK		56	5	39	-2	5






























QA14.1 And please tell me if you tend to trust or tend not to trust these European institutions.

The European Parliament (%)

		Tend to trust		Tend not to trust		Don't know
		Sp.2019	Diff. Sp.2019 - Aut.2018	Sp.2019	Diff. Sp.2019 - Aut.2018	
EU28		51	3	36	-3	13
EURO AREA		52	3	36	-4	12
NON-EURO AREA		50	3	35	-2	15
BE		66	2	30	-2	4
BG		51	0	29	-3	20
CZ		45	7	44	-6	11
DK		72	10	19	-8	9
DE		61	1	28	-2	11
EE		58	7	19	-1	23
IE		59	2	25	-2	16
EL		47	10	50	-9	3
ES		46	9	41	-8	13
FR		39	-1	43	-1	18
HR		52	2	39	-2	9
IT		47	3	43	-4	10
CY		64	18	28	-13	8
CY (tcc)		62	-5	24	3	14
LV		50	3	28	-3	22
LT		69	12	18	-6	13
LU		67	7	22	-4	11
HU		67	11	27	-10	6
MT		59	4	16	-4	25
NL		67	4	26	-1	7
AT		58	3	33	-6	9
PL		55	1	30	-1	15
PT		60	5	29	-2	11
RO		67	7	25	-4	8
SI		44	6	48	-5	8
SK		49	3	38	-2	13
FI		70	7	17	-9	13
SE		72	3	21	1	7
UK		33	0	46	2	21






























QA14.2 And please tell me if you tend to trust or tend not to trust these European institutions.

The European Commission (%)

		Tend to trust		Tend not to trust		Don't know
		Sp.2019	Diff. Sp.2019 - Aut.2018	Sp.2019	Diff. Sp.2019 - Aut.2018	
EU28		46	3	37	-2	17
EURO AREA		47	4	37	-4	16
NON-EURO AREA		44	2	36	-1	20
BE		61	3	34	-2	5
BG		47	2	28	-3	25
CZ		35	5	48	-5	17
DK		65	9	20	-6	15
DE		55	1	29	-1	16
EE		53	4	19	-1	28
IE		56	6	25	-5	19
EL		34	6	62	-4	4
ES		42	11	41	-9	17
FR		37	1	44	0	19
HR		46	2	42	0	12
IT		42	6	43	-6	15
CY		53	10	34	-6	13
CY (tcc)		61	-4	21	0	18
LV		46	5	28	-5	26
LT		65	8	17	-4	18
LU		65	8	22	-5	13
HU		62	10	30	-8	8
MT		55	3	16	-2	29
NL		65	4	22	-2	13
AT		55	9	33	-9	12
PL		51	3	31	-3	18
PT		58	4	29	-2	13
RO		58	3	31	-2	11
SI		35	-1	56	1	9
SK		48	5	37	-2	15
FI		65	4	19	-8	16
SE		65	2	19	1	16
UK		27	-3	46	4	27






























QA14.3 And please tell me if you tend to trust or tend not to trust these European institutions.

The European Central Bank (%)

		Tend to trust		Tend not to trust		Don't know
		Sp.2019	Diff. Sp.2019 - Aut.2018	Sp.2019	Diff. Sp.2019 - Aut.2018	
EU28		42	1	41	-1	17
EURO AREA		43	2	43	-2	14
NON-EURO AREA		40	0	37	0	23
BE		57	4	37	-3	6
BG		47	3	29	-2	24
CZ		41	8	41	-7	18
DK		54	-1	23	-1	23
DE		48	-1	40	1	12
EE		56	9	16	-5	28
IE		51	5	32	-4	17
EL		26	4	71	-1	3
ES		35	6	51	-5	14
FR		32	1	47	-2	21
HR		44	1	44	-2	12
IT		39	2	48	-2	13
CY		43	10	45	-6	12
LV		45	3	28	-3	27
LT		59	10	17	-8	24
LU		65	14	20	-9	15
HU		56	9	31	-6	13
MT		54	-4	15	4	31
NL		64	2	26	-1	10
AT		56	4	33	-7	11
PL		45	2	31	-4	24
PT		57	5	30	-3	13
RO		51	0	34	1	15
SI		40	4	51	-2	9
SK		47	2	37	0	16
FI		70	-1	17	-3	13
SE		63	-2	23	3	14
UK		25	-5	45	4	30






























QA14.4 And please tell me if you tend to trust or tend not to trust these European institutions.

The European Council (%)

		Tend to trust		Tend not to trust		Don't know
		Sp.2019	Diff. Sp.2019 - Aut.2018	Sp.2019	Diff. Sp.2019 - Aut.2018	
EU28		40	3	35	-1	25
EURO AREA		39	3	36	-1	25
NON-EURO AREA		40	2	35	0	25
BE		46	1	40	2	14
BG		40	1	27	-4	33
CZ		34	8	42	-7	24
DK		51	6	19	-1	30
DE		45	1	28	3	27
EE		43	3	19	0	38
IE		52	9	25	-3	23
EL		35	5	57	1	8
ES		37	9	41	-6	22
FR		28	0	39	-1	33
HR		45	2	41	-1	14
IT		37	3	43	-3	20
CY		54	16	31	-9	15
LV		39	1	29	-1	32
LT		50	11	16	-6	34
LU		55	13	18	-6	27
HU		54	8	31	-7	15
MT		51	3	15	3	34
NL		42	6	17	-2	41
AT		47	8	33	-8	20
PL		46	1	30	-2	24
PT		54	5	28	-2	18
RO		56	4	30	-3	14
SI		37	4	49	-4	14
SK		42	4	37	-2	21
FI		59	3	18	-5	23
SE		49	-3	19	4	32
UK		27	1	44	5	29






























QA14.5 And please tell me if you tend to trust or tend not to trust these European institutions.

The Council of the European Union (%)


































		Tend to trust		Tend not to trust		Don't know
		Sp.2019	Diff. Sp.2019 - Aut.2018	Sp.2019	Diff. Sp.2019 - Aut.2018	
EU28		37	3	35	-1	28
EURO AREA		38	4	35	-1	27
NON-EURO AREA		37	3	34	-1	29
BE		45	0	39	2	16
BG		40	-1	26	-2	34
CZ		34	7	41	-8	25
DK		36	3	18	-2	46
DE		41	4	27	4	32
EE		44	3	17	-1	39
IE		47	10	24	-4	29
EL		34	6	56	-1	10
ES		36	9	40	-6	24
FR		27	0	37	-2	36
HR		44	-1	41	0	15
IT		36	4	43	-4	21
CY		51	14	33	-6	16
LV		38	2	28	-1	34
LT		52	9	15	-5	33
LU		56	16	16	-7	28
HU		52	8	31	-7	17
MT		48	1	15	0	37
NL		46	0	20	-1	34
AT		44	7	34	-8	22
PL		44	0	31	-2	25
PT		52	5	28	-2	20
RO		56	3	31	-1	13
SI		39	6	47	-6	14
SK		41	2	37	0	22
FI		52	3	19	-4	29
SE		30	-2	17	2	53
UK		24	2	42	4	34

QA15.1 For each of the following statements about the EU could you please tell me whether you think it is true or false.

The Euro area currently consists of 19 Member States (%)


































		True		False		Don't know
		Sp.2019	Diff. Sp.2019 - Aut.2018	Sp.2019	Diff. Sp.2019 - Aut.2018	Sp.2019
EU28		37	1	38	-1	25
EURO AREA		37	2	40	-3	23
NON-EURO AREA		37	0	32	-1	31
BE		50	2	34	-4	16
BG		37	-1	25	2	38
CZ		37	3	41	-4	22
DK		42	1	23	4	35
DE		40	7	42	-4	18
EE		32	-1	32	0	36
IE		34	-3	44	0	22
EL		49	2	34	-1	17
ES		33	0	33	-6	34
FR		32	-2	41	1	27
HR		33	6	53	-6	14
IT		34	2	51	-1	15
CY		46	11	20	-6	34
CY (tcc)		42	1	21	1	37
LV		34	-2	29	3	37
LT		45	-2	23	3	32
LU		50	5	24	-7	26
HU		42	4	41	-2	17
MT		30	-3	31	1	39
NL		36	2	34	0	30
AT		41	3	49	-4	10
PL		45	-1	26	2	29
PT		38	6	27	-9	35
RO		40	-6	35	4	25
SI		49	7	34	-5	17
SK		45	5	40	-3	15
FI		43	3	28	-1	29
SE		49	2	26	1	25
UK		28	0	33	-5	39

QA15.2 For each of the following statements about the EU could you please tell me whether you think it is true or false.
The members of the European Parliament are directly elected by the citizens of each Member State (%)

		True		False		Don't know
		Sp.2019	Diff. Sp.2019 - Aut.2018	Sp.2019	Diff. Sp.2019 - Aut.2018	
EU28		70	11	18	-8	12
EURO AREA		67	10	21	-8	12
NON-EURO AREA		74	11	13	-8	13
BE		72	12	21	-10	7
BG		88	5	3	-3	9
CZ		82	24	10	-16	8
DK		88	15	7	-11	5
DE		62	6	28	-3	10
EE		77	17	8	-11	15
IE		83	8	8	-4	9
EL		94	8	4	-5	2
ES		72	16	15	-12	13
FR		58	13	24	-10	18
HR		86	8	11	-2	3
IT		68	8	21	-7	11
CY		94	10	3	-4	3
CY (tcc)		49	-2	16	2	35
LV		76	11	10	-10	14
LT		90	12	3	-9	7
LU		76	12	11	-10	13
HU		77	13	18	-10	5
MT		91	7	3	-4	6
NL		65	25	30	-21	5
AT		68	17	27	-14	5
PL		81	11	10	-6	9
PT		76	7	12	-3	12
RO		77	7	14	-4	9
SI		85	11	8	-9	7
SK		84	10	11	-3	5
FI		76	8	8	-9	16
SE		84	22	12	-19	4
UK		60	9	17	-7	23
AL		29	-10	64	7	7
MK		54	3	19	-3	27
ME		53	15	35	-15	12
RS		53	8	26	4	21
TR		39	0	26	-13	35



































QA15.3 For each of the following statements about the EU could you please tell me whether you think it is true or false.

Switzerland is a Member State of the EU (%)

		True		False		Don't know
		Sp.2019	Diff. Sp.2019 - Aut.2018	Sp.2019	Diff. Sp.2019 - Aut.2018	
EU28		15	-1	73	0	12
EURO AREA		13	-1	78	1	9
NON-EURO AREA		18	-1	63	-1	19
BE		13	-4	82	4	5
BG		14	-1	55	-4	31
CZ		12	3	75	-5	13
DK		16	2	72	-2	12
DE		8	0	87	-1	5
EE		17	-3	62	2	21
IE		25	0	59	0	16
EL		21	-4	68	3	11
ES		22	-2	61	3	17
FR		14	0	75	-1	11
HR		12	2	80	-1	8
IT		11	-1	80	0	9
CY		18	0	61	2	21
CY (tcc)		40	3	29	4	31
LV		21	-2	51	-6	28
LT		18	1	62	-4	20
LU		6	0	87	-4	7
HU		13	-4	79	2	8
MT		12	2	67	-5	21
NL		10	-2	86	3	4
AT		5	-1	94	2	1
PL		23	1	58	-2	19
PT		15	4	73	-6	12
RO		23	-7	58	4	19
SI		12	1	84	0	4
SK		20	0	70	3	10
FI		20	1	66	-2	14
SE		14	-7	81	6	5
UK		17	-1	59	-3	24
AL		45	-15	49	11	6
MK		17	4	64	-4	19
ME		26	-1	65	0	9
RS		17	2	72	2	11
TR		35	0	31	-11	34






























QA16.1 What is your opinion on each of the following statements? Please tell me for each statement, whether you are for it or against it.

A European economic and monetary union with one single currency, the euro (%)

		For		Against		Refusal (SPONTANEOUS)		Don't know
		Sp.2019	Diff. Sp.2019 - Aut.2018	Sp.2019	Diff. Sp.2019 - Aut.2018	Sp.2019	Diff. Sp.2019 - Aut.2018	
EU28		62	0	30	-2	2	0	6
EURO AREA		76	1	18	-2	2	0	4
NON-EURO AREA		34	-1	54	-1	3	0	9
BE		82	-2	16	2	1	0	1
BG		40	5	45	-7	3	2	12
CZ		26	5	67	-7	2	0	5
DK		26	-4	67	6	0	-3	7
DE		81	0	15	0	1	-1	3
EE		85	0	8	-1	3	1	4
IE		84	0	12	2	1	0	3
EL		70	3	27	-3	1	0	2
ES		82	4	12	-5	2	0	4
FR		70	-2	23	-1	0	-1	7
HR		42	2	54	-2	1	0	3
IT		65	2	26	-1	3	-2	6
CY		74	0	23	-1	1	0	2
LV		80	-1	11	-2	2	1	7
LT		74	7	19	-8	1	0	6
LU		82	-3	8	-1	1	1	9
HU		57	4	37	-6	1	-1	5
MT		73	-1	11	-6	3	1	13
NL		79	-1	18	0	1	0	2
AT		73	3	21	-2	3	0	3
PL		35	-1	55	1	3	1	7
PT		85	8	10	-7	1	0	4
RO		59	4	30	-5	5	0	6
SI		88	2	9	-2	1	0	2
SK		77	0	14	-1	2	0	7
FI		84	2	11	-3	0	-1	5
SE		25	-4	68	3	1	0	6
UK		25	-3	60	1	3	-3	12
AL		74	-6	23	5	2	0	1
MK		72	-1	19	0	3	1	6
ME		73	-2	23	5	1	-1	3
RS		51	-1	35	1	2	-2	12
TR		47	19	40	-19	3	-1	10



































QA16.2 What is your opinion on each of the following statements? Please tell me for each statement, whether you are for it or against it.

A common foreign policy of the 28 Member States of the EU (%)

		For		Against		Refusal (SPONTANEOUS)		Don't know
		Sp.2019	Diff. Sp.2019 - Aut.2018	Sp.2019	Diff. Sp.2019 - Aut.2018	Sp.2019	Diff. Sp.2019 - Aut.2018	
EU28		66	1	24	-2	2	0	8
EURO AREA		71	1	21	-1	1	-1	7
NON-EURO AREA		56	1	30	-2	3	0	11
BE		72	1	25	-1	1	0	2
BG		64	2	20	-3	3	2	13
CZ		57	5	34	-5	2	0	7
DK		47	1	44	5	1	-7	8
DE		82	-1	13	0	1	0	4
EE		64	1	21	-3	4	3	11
IE		72	-1	18	2	2	0	8
EL		74	9	23	-7	1	0	2
ES		78	-1	14	-1	2	1	6
FR		57	-3	28	-2	1	0	14
HR		63	2	30	-3	1	0	6
IT		66	4	24	-3	3	-1	7
CY		84	8	12	-7	0	-1	4
LV		70	-2	17	1	2	1	11
LT		81	2	9	-3	2	1	8
LU		72	0	15	-2	0	-2	13
HU		66	7	27	-10	2	1	5
MT		49	-9	31	6	3	-1	17
NL		67	-1	29	3	1	0	3
AT		61	0	34	1	1	-2	4
PL		71	6	20	-6	2	0	7
PT		64	-2	25	9	2	2	9
RO		63	-1	26	1	4	-1	7
SI		80	8	15	-6	1	-1	4
SK		71	4	19	-5	3	1	7
FI		55	5	33	-8	2	0	10
SE		37	-6	56	8	1	-1	6
UK		44	-3	33	0	5	0	18






























QA16.3 What is your opinion on each of the following statements? Please tell me for each statement, whether you are for it or against it.

Further enlargement of the EU to include other countries in future years (%)

		For		Against		Refusal (SPONTANEOUS)		Don't know
		Sp.2019	Diff. Sp.2019 - Aut.2018	Sp.2019	Diff. Sp.2019 - Aut.2018	Sp.2019	Diff. Sp.2019 - Aut.2018	
EU28		46	3	42	-3	3	-1	9
EURO AREA		43	4	46	-5	3	0	8
NON-EURO AREA		52	0	33	-1	3	-2	12
BE		39	-3	56	3	2	0	3
BG		54	3	26	-2	3	1	17
CZ		42	8	45	-9	1	-2	12
DK		37	5	50	-1	1	-5	12
DE		33	2	57	-4	3	0	7
EE		50	5	33	-3	5	1	12
IE		62	6	25	-7	2	-1	11
EL		50	3	44	-3	1	-2	5
ES		70	-1	18	-2	3	0	9
FR		32	2	58	-4	0	-1	10
HR		64	3	30	-3	1	-1	5
IT		45	7	41	-5	5	-1	9
CY		61	6	29	-8	3	2	7
LV		57	1	27	-6	3	2	13
LT		69	3	21	-3	2	0	8
LU		32	-1	53	-2	1	-3	14
HU		65	3	27	-4	2	0	6
MT		54	-3	20	-5	4	1	22
NL		31	-5	60	4	3	0	6
AT		35	2	57	-1	2	-3	6
PL		69	3	17	-6	3	1	11
PT		53	3	35	-3	2	1	10
RO		61	-4	26	2	5	-2	8
SI		64	10	28	-8	2	-1	6
SK		60	13	28	-13	3	0	9
FI		35	7	52	-12	2	1	11
SE		43	-1	49	2	1	-1	7
UK		41	-2	40	2	5	-2	14
AL		78	-5	18	3	3	1	1
MK		77	0	15	1	1	-1	7
ME		68	6	26	-3	1	-1	5
RS		54	-2	31	2	3	-1	12
TR		52	14	32	-17	3	-1	13






























QA16.4 What is your opinion on each of the following statements? Please tell me for each statement, whether you are for it or against it.

A common defence and security policy among EU Member States (%)

		For		Against		Refusal (SPONTANEOUS)		Don't know
		Sp.2019	Diff. Sp.2019 - Aut.2018	Sp.2019	Diff. Sp.2019 - Aut.2018	Sp.2019	Diff. Sp.2019 - Aut.2018	
EU28		74	-2	18	0	2	0	6
EURO AREA		77	-2	16	1	2	0	5
NON-EURO AREA		67	-2	22	-1	2	0	9
BE		82	-2	16	3	1	0	1
BG		70	-2	16	-1	2	1	12
CZ		75	2	20	-1	1	0	4
DK		68	2	25	3	1	-6	6
DE		85	-2	11	1	1	0	3
EE		79	-5	12	3	3	2	6
IE		72	11	20	-7	2	0	6
EL		78	7	21	-6	0	-1	1
ES		83	-1	10	-3	2	1	5
FR		74	-3	16	-1	0	-1	10
HR		67	2	28	-2	0	-1	5
IT		69	-2	21	1	4	0	6
CY		89	3	8	-5	1	0	2
LV		84	-2	7	-1	1	1	8
LT		88	1	5	-2	1	1	6
LU		81	-1	9	-1	0	-1	10
HU		73	8	22	-9	2	0	3
MT		65	-4	18	0	2	-1	15
NL		74	-10	23	10	1	0	2
AT		60	-6	36	8	0	-2	4
PL		80	1	13	-4	2	1	5
PT		72	2	20	5	1	0	7
RO		67	2	24	-2	4	-1	5
SI		84	5	12	-4	1	-1	3
SK		77	5	15	-4	2	0	6
FI		68	-4	22	-1	1	1	9
SE		58	-6	36	7	0	-1	6
UK		56	-9	25	1	4	2	15






























QA16.5 What is your opinion on each of the following statements? Please tell me for each statement, whether you are for it or against it.

The EU's common trade policy (%)

		For		Against		Refusal (SPONTANEOUS)		Don't know
		Sp.2019	Diff. Sp.2019 - Aut.2018	Sp.2019	Diff. Sp.2019 - Aut.2018	Sp.2019	Diff. Sp.2019 - Aut.2018	
EU28		71	0	19	-1	2	0	8
EURO AREA		73	0	18	-1	2	0	7
NON-EURO AREA		65	-2	22	0	3	0	10
BE		78	-2	19	2	1	0	2
BG		62	-2	22	1	2	0	14
CZ		59	4	31	-5	2	0	8
DK		73	2	21	4	0	-6	6
DE		86	0	10	0	1	0	3
EE		79	-4	11	2	3	2	7
IE		82	3	9	-2	2	1	7
EL		73	6	24	-4	0	-1	3
ES		80	1	13	0	1	-1	6
FR		60	-2	24	-2	1	0	15
HR		67	-2	28	1	1	0	4
IT		61	2	28	-3	4	0	7
CY		83	4	13	-5	0	0	4
LV		77	-4	11	0	2	2	10
LT		85	0	7	-1	1	1	7
LU		76	1	13	0	0	-2	11
HU		74	5	21	-5	1	-1	4
MT		67	-7	11	-1	4	3	18
NL		82	1	13	-1	1	0	4
AT		65	-3	29	3	2	-1	4
PL		75	-1	15	-3	2	1	8
PT		83	9	7	-5	1	1	9
RO		63	1	25	0	5	-3	7
SI		84	7	13	-4	1	-1	2
SK		70	4	20	-4	2	0	8
FI		73	1	16	-5	1	0	10
SE		73	0	20	0	1	0	6
UK		56	-8	23	1	5	2	16






























QA16.6 What is your opinion on each of the following statements? Please tell me for each statement, whether you are for it or against it.

A common European policy on migration (%)

		For		Against		Refusal (SPONTANEOUS)		Don't know
		Sp.2019	Diff. Sp.2019 - Aut.2018	Sp.2019	Diff. Sp.2019 - Aut.2018	Sp.2019	Diff. Sp.2019 - Aut.2018	
EU28		67	-2	24	0	2	0	7
EURO AREA		73	-2	20	0	2	1	5
NON-EURO AREA		55	-2	34	0	3	1	8
BE		76	1	22	0	1	0	1
BG		62	3	24	-2	2	0	12
CZ		43	7	49	-7	2	0	6
DK		62	2	34	6	0	-8	4
DE		81	-3	16	2	1	0	2
EE		44	3	43	-3	4	1	9
IE		76	1	15	-2	2	1	7
EL		75	1	23	-1	0	-1	2
ES		84	-2	10	-1	2	1	4
FR		67	-3	22	-1	0	-1	11
HR		65	-1	30	0	1	0	4
IT		67	-1	24	0	3	0	6
CY		79	2	17	-2	1	0	3
LV		52	4	35	-6	2	0	11
LT		74	-1	18	1	1	0	7
LU		76	-2	13	-2	0	-1	11
HU		50	6	44	-8	3	1	3
MT		65	-10	19	1	3	2	13
NL		81	-4	16	5	1	0	2
AT		56	0	39	1	2	-1	3
PL		54	-1	37	-1	2	0	7
PT		70	1	21	2	1	1	8
RO		60	5	30	-1	3	-4	7
SI		74	5	22	-3	1	-1	3
SK		50	0	38	-2	4	2	8
FI		59	3	28	-7	1	0	12
SE		72	-4	24	4	0	-1	4
UK		53	-6	31	2	4	2	12






























QA16.7 What is your opinion on each of the following statements? Please tell me for each statement, whether you are for it or against it.

A common energy policy among EU Member States (%)

		For		Against		Refusal (SPONTANEOUS)		Don't know
		Sp.2019	Diff. Sp.2019 - Aut.2018	Sp.2019	Diff. Sp.2019 - Aut.2018	Sp.2019	Diff. Sp.2019 - Aut.2018	
EU28		72	-2	18	0	2	0	8
EURO AREA		76	-2	16	0	2	1	6
NON-EURO AREA		64	-3	22	0	3	0	11
BE		83	1	14	-1	1	0	2
BG		59	-1	22	-1	3	2	16
CZ		58	1	32	-2	2	0	8
DK		77	4	18	1	1	-5	4
DE		87	0	10	-1	1	0	2
EE		69	-3	17	5	3	1	11
IE		81	1	11	0	1	0	7
EL		76	3	21	-2	1	0	2
ES		82	-3	10	0	2	1	6
FR		72	-1	15	-3	1	0	12
HR		71	2	23	-3	1	0	5
IT		66	-1	23	1	3	-1	8
CY		85	3	10	-4	1	0	4
LV		72	-2	13	-1	2	1	13
LT		82	0	9	-1	1	1	8
LU		82	-1	8	-1	0	-1	10
HU		78	6	18	-7	1	0	3
MT		70	-7	11	2	2	1	17
NL		74	-3	22	4	1	0	3
AT		62	-1	32	3	2	-2	4
PL		73	-1	16	-2	2	0	9
PT		79	4	10	0	1	0	10
RO		63	4	26	-4	4	-2	7
SI		82	3	14	-1	1	-1	3
SK		70	5	19	-5	3	1	8
FI		62	-3	27	0	1	0	10
SE		70	0	25	3	0	-1	5
UK		57	-8	23	2	4	1	16






























QA16.8 What is your opinion on each of the following statements? Please tell me for each statement, whether you are for it or against it.

A digital single market within the EU (%)






























		For		Against		Refusal (SPONTANEOUS)		Don't know
		Sp.2019	Diff. Sp.2019 - Aut.2018	Sp.2019	Diff. Sp.2019 - Aut.2018	Sp.2019	Diff. Sp.2019 - Aut.2018	
EU28		63	0	20	0	3	0	14
EURO AREA		67	1	18	-1	2	-1	13
NON-EURO AREA		54	-3	26	3	3	0	17
BE		73	-1	21	0	1	-1	5
BG		49	0	24	2	3	1	24
CZ		58	4	27	-3	2	-1	13
DK		54	-1	22	3	1	-5	23
DE		76	-1	10	1	2	-1	12
EE		76	-2	9	3	2	1	13
IE		73	2	13	0	2	1	12
EL		75	4	17	-4	0	-1	8
ES		75	3	12	-2	2	0	11
FR		55	0	24	-6	1	0	20
HR		70	1	24	1	0	-1	6
IT		59	4	27	-3	4	0	10
CY		75	-3	13	-1	1	1	11
LV		74	2	8	-1	2	0	16
LT		79	0	6	-2	2	1	13
LU		67	2	13	0	0	-2	20
HU		73	5	18	-4	2	0	7
MT		68	5	9	-3	2	1	21
NL		59	-2	23	4	2	0	16
AT		63	1	27	2	2	-2	8
PL		68	-4	15	-1	3	1	14
PT		71	13	9	-3	1	0	19
RO		57	3	27	0	5	-4	11
SI		83	3	11	-1	1	-1	5
SK		70	5	17	-5	3	0	10
FI		62	-3	14	-1	2	1	22
SE		44	-7	29	6	1	0	26
UK		41	-6	33	6	5	1	21

QA16.9 What is your opinion on each of the following statements? Please tell me for each statement, whether you are for it or against it.






























The free movement of EU citizens who can live, work, study and do business anywhere in the EU (%)

		For		Against		Refusal (SPONTANEOUS)		Don't know
		Sp.2019	Diff. Sp.2019 - Aut.2018	Sp.2019	Diff. Sp.2019 - Aut.2018	Sp.2019	Diff. Sp.2019 - Aut.2018	
EU28		81	-2	13	0	2	1	4
EURO AREA		83	-2	12	0	1	0	4
NON-EURO AREA		77	-2	15	0	2	0	6
BE		85	4	14	-3	1	0	0
BG		87	0	6	-1	1	0	6
CZ		82	2	15	-1	1	0	2
DK		79	1	16	1	1	-2	4
DE		90	-2	8	1	1	1	1
EE		93	-1	3	1	2	1	2
IE		87	-2	8	1	1	0	4
EL		85	-2	14	1	0	0	1
ES		91	2	5	-4	1	0	3
FR		81	-1	14	0	0	-1	5
HR		83	0	14	-2	1	1	2
IT		68	-4	22	2	4	1	6
CY		88	1	10	-2	1	0	1
LV		92	-4	2	1	1	0	5
LT		94	0	3	0	0	0	3
LU		86	-5	5	0	1	1	8
HU		83	2	14	-3	1	0	2
MT		79	-4	6	-4	3	2	12
NL		84	-2	13	1	1	0	2
AT		75	-1	21	2	2	-1	2
PL		85	-2	9	0	2	1	4
PT		92	5	3	-5	1	1	4
RO		72	3	22	-2	3	-2	3
SI		89	0	9	1	0	-1	2
SK		82	1	10	0	2	0	6
FI		91	-1	5	-2	1	1	3
SE		89	0	10	0	0	0	1
UK		68	-6	19	2	3	1	10

QA17a On the whole, are you very satisfied, fairly satisfied, not very satisfied or not at all satisfied with the way democracy works in (OUR COUNTRY)?
(%)



































		Very satisfied		Fairly satisfied		Not very satisfied		Not at all satisfied		Don't know	Total 'Satisfied'		Total 'Not satisfied'	
		Sp.2019	Diff. Sp.2019 - Aut.2018	Sp.2019	Diff. Sp.2019 - Aut.2018	Sp.2019	Diff. Sp.2019 - Aut.2018	Sp.2019	Diff. Sp.2019 - Aut.2018		Sp.2019	Diff. Sp.2019 - Aut.2018	Sp.2019	Diff. Sp.2019 - Aut.2018
EU28		10	2	49	0	29	-1	10	-1	2	59	2	39	-2
EURO AREA		10	3	50	1	29	-2	9	-3	2	60	4	38	-5
NON-EURO AREA		10	0	47	-2	28	0	12	2	3	57	-2	40	2
BE		4	-1	64	-3	25	3	7	1	0	68	-4	32	4
BG		7	0	33	5	29	-1	26	-4	5	40	5	55	-5
CZ		5	1	60	4	28	-3	6	-1	1	65	5	34	-4
DK		53	13	42	-9	4	-3	1	-1	0	95	4	5	-4
DE		18	6	56	-5	20	1	5	-1	1	74	1	25	0
EE		5	2	61	3	24	-4	5	0	5	66	5	29	-4
IE		25	4	55	-3	14	-2	3	0	3	80	1	17	-2
EL		4	2	31	7	41	-4	24	-5	0	35	9	65	-9
ES		6	3	44	7	37	-4	12	-6	1	50	10	49	-10
FR		7	3	46	0	31	-2	14	-1	2	53	3	45	-3
HR		2	0	31	-2	44	6	22	-4	1	33	-2	66	2
IT		4	1	45	6	37	-5	11	-3	3	49	7	48	-8
CY		10	7	38	0	38	0	13	-7	1	48	7	51	-7
LV		7	4	49	-7	28	0	11	1	5	56	-3	39	1
LT		4	1	47	15	38	-10	7	-7	4	51	16	45	-17
LU		25	1	63	5	8	-5	1	-2	3	88	6	9	-7
HU		10	5	48	0	25	-2	15	-3	2	58	5	40	-5
MT		8	-8	58	3	19	1	7	1	8	66	-5	26	2
NL		26	8	58	-6	13	-1	3	0	0	84	2	16	-1
AT		24	4	53	-7	20	4	2	-1	1	77	-3	22	3
PL		8	0	58	2	20	-4	7	1	7	66	2	27	-3
PT		3	2	65	2	27	-2	4	-1	1	68	4	31	-3
RO		3	1	36	4	41	-3	18	-1	2	39	5	59	-4
SI		3	0	48	10	37	-8	10	-3	2	51	10	47	-11
SK		5	1	49	8	34	-6	11	-1	1	54	9	45	-7
FI		19	3	65	0	13	-2	2	0	1	84	3	15	-2
SE		26	1	54	-2	17	2	3	-1	0	80	-1	20	1
UK		10	-2	42	-9	32	5	12	5	4	52	-11	44	10

QA17b And how about the way democracy works in the EU?
(%)

		Very satisfied		Fairly satisfied		Not very satisfied		Not at all satisfied		Don't know	Total 'Satisfied'		Total 'Not satisfied'	
		Sp.2019	Diff. Sp.2019 - Aut.2018	Sp.2019	Diff. Sp.2019 - Aut.2018	Sp.2019	Diff. Sp.2019 - Aut.2018	Sp.2019	Diff. Sp.2019 - Aut.2018	Sp.2019	Sp.2019	Diff. Sp.2019 - Aut.2018	Sp.2019	Diff. Sp.2019 - Aut.2018
EU28		6	2	49	3	27	-4	9	-1	9	55	5	36	-5
EURO AREA		6	3	49	4	29	-5	9	-2	7	55	7	38	-7
NON-EURO AREA		7	1	50	2	23	-3	8	-1	12	57	3	31	-4
BE		3	0	63	0	27	0	6	0	1	66	0	33	0
BG		15	2	41	4	17	1	6	-4	21	56	6	23	-3
CZ		4	1	50	6	29	-1	9	-4	8	54	7	38	-5
DK		17	8	58	-1	15	-7	3	-1	7	75	7	18	-8
DE		8	3	51	1	31	-1	6	0	4	59	4	37	-1
EE		4	1	57	4	18	-6	4	0	17	61	5	22	-6
IE		20	1	57	1	14	0	3	-1	6	77	2	17	-1
EL		3	1	33	4	38	0	22	-6	4	36	5	60	-6
ES		5	2	48	8	32	-7	8	-2	7	53	10	40	-9
FR		4	2	41	0	31	-1	13	-3	11	45	2	44	-4
HR		6	0	54	4	27	-2	4	-3	9	60	4	31	-5
IT		4	3	48	7	29	-9	11	-3	8	52	10	40	-12
CY		10	8	50	4	27	-5	7	-5	6	60	12	34	-10
LV		7	2	59	-2	15	-3	5	0	14	66	0	20	-3
LT		6	2	61	0	15	-4	3	0	15	67	2	18	-4
LU		7	1	60	1	25	0	3	-4	5	67	2	28	-4
HU		8	2	55	8	24	-4	7	-5	6	63	10	31	-9
MT		4	0	57	10	14	-6	3	1	22	61	10	17	-5
NL		5	2	55	4	32	-4	5	-1	3	60	6	37	-5
AT		12	1	46	3	26	-6	10	-1	6	58	4	36	-7
PL		8	2	62	4	16	-4	2	-1	12	70	6	18	-5
PT		2	1	70	9	18	-6	3	0	7	72	10	21	-6
RO		8	3	51	1	25	-2	6	-1	10	59	4	31	-3
SI		4	0	52	9	31	-7	8	-1	5	56	9	39	-8
SK		5	1	51	5	26	-7	8	-1	10	56	6	34	-8
FI		4	-1	63	12	22	-12	3	-1	8	67	11	25	-13
SE		5	2	57	3	26	-5	6	2	6	62	5	32	-3
UK		6	-1	40	-1	26	-4	14	3	14	46	-2	40	-1






























QA18.1 Please tell me to what extent you agree or disagree with each of the following statements.

I understand how the EU works (%)

		Totally agree		Tend to agree		Tend to disagree		Totally disagree		Don't know	Total 'Agree'		Total 'Disagree'	
		Sp.2019	Diff. Sp.2019 - Aut.2018	Sp.2019	Diff. Sp.2019 - Aut.2018	Sp.2019	Diff. Sp.2019 - Aut.2018	Sp.2019	Diff. Sp.2019 - Aut.2018		Sp.2019	Diff. Sp.2019 - Aut.2018	Sp.2019	Diff. Sp.2019 - Aut.2018
EU28		13	2	49	2	26	-3	9	-1	3	62	4	35	-4
EURO AREA		11	1	49	3	29	-3	9	-1	2	60	4	38	-4
NON-EURO AREA		17	2	50	0	22	0	8	-1	3	67	2	30	-1
BE		8	-1	57	1	28	-1	6	1	1	65	0	34	0
BG		15	3	46	3	25	-1	10	-3	4	61	6	35	-4
CZ		9	3	45	7	32	-6	12	-3	2	54	10	44	-9
DK		17	4	56	1	18	-4	6	-1	3	73	5	24	-5
DE		15	2	54	2	24	-2	5	-1	2	69	4	29	-3
EE		13	1	59	1	17	-4	6	2	5	72	2	23	-2
IE		22	7	51	-5	19	-3	6	1	2	73	2	25	-2
EL		16	2	51	4	25	-3	8	-3	0	67	6	33	-6
ES		8	2	47	7	31	-4	11	-5	3	55	9	42	-9
FR		10	2	39	0	35	0	13	-3	3	49	2	48	-3
HR		13	0	54	2	23	0	8	-2	2	67	2	31	-2
IT		7	0	44	4	35	-5	11	0	3	51	4	46	-5
CY		22	8	53	-1	19	-3	5	-4	1	75	7	24	-7
CY (tcc)		22	-4	37	-1	20	4	11	4	10	59	-5	31	8
LV		14	2	51	-1	20	-2	10	0	5	65	1	30	-2
LT		17	2	53	-2	23	2	4	-3	3	70	0	27	-1
LU		17	-1	57	2	16	-2	4	0	6	74	1	20	-2
HU		20	5	44	0	28	-4	7	-1	1	64	5	35	-5
MT		6	2	43	-6	30	4	11	-5	10	49	-4	41	-1
NL		13	2	55	2	25	-2	6	0	1	68	4	31	-2
AT		16	-3	56	4	20	-1	6	0	2	72	1	26	-1
PL		24	2	55	2	16	-2	3	0	2	79	4	19	-2
PT		8	4	53	3	31	-6	7	-1	1	61	7	38	-7
RO		18	4	50	-4	21	0	8	0	3	68	0	29	0
SI		14	2	56	9	23	-8	5	-3	2	70	11	28	-11
SK		14	3	50	4	23	-6	5	-2	8	64	7	28	-8
FI		9	0	65	5	20	-4	4	-1	2	74	5	24	-5
SE		14	2	66	-4	16	2	4	0	0	80	-2	20	2
UK		14	1	46	-2	23	1	12	1	5	60	-1	35	2
AL		13	-1	60	1	24	4	3	-3	0	73	0	27	1
MK		27	6	39	-6	20	0	9	-1	5	66	0	29	-1
ME		32	10	40	-6	20	-2	7	-1	1	72	4	27	-3
RS		13	3	48	5	22	-5	12	-1	5	61	8	34	-6
TR		30	14	33	-4	15	-16	9	3	13	63	10	24	-13



































QA18.2 Please tell me to what extent you agree or disagree with each of the following statements.

The interests of (OUR COUNTRY) are well taken into account in the EU (%)

		Totally agree		Tend to agree		Tend to disagree		Totally disagree		Don't know	Total 'Agree'		Total 'Disagree'	
		Sp.2019	Diff. Sp.2019 - Aut.2018	Sp.2019	Diff. Sp.2019 - Aut.2018	Sp.2019	Diff. Sp.2019 - Aut.2018	Sp.2019	Diff. Sp.2019 - Aut.2018		Sp.2019	Diff. Sp.2019 - Aut.2018	Sp.2019	Diff. Sp.2019 - Aut.2018
EU28		12	2	41	2	28	-3	11	-1	8	53	4	39	-4
EURO AREA		11	1	43	2	29	-1	10	-2	7	54	3	39	-3
NON-EURO AREA		13	3	39	3	27	-5	12	-1	9	52	6	39	-6
BE		9	0	51	0	29	-1	4	-1	7	60	0	33	-2
BG		10	2	32	0	36	5	13	-5	9	42	2	49	0
CZ		6	2	29	2	40	1	21	-2	4	35	4	61	-1
DK		12	-2	53	7	21	-3	5	-1	9	65	5	26	-4
DE		18	-1	52	-1	20	3	6	1	4	70	-2	26	4
EE		4	-1	45	0	35	1	6	0	10	49	-1	41	1
IE		22	3	53	-4	15	-1	3	1	7	75	-1	18	0
EL		6	3	25	6	39	-1	27	-9	3	31	9	66	-10
ES		11	4	48	10	26	-13	6	-1	9	59	14	32	-14
FR		7	2	40	-2	29	-1	10	-3	14	47	0	39	-4
HR		9	3	39	4	35	-2	13	-6	4	48	7	48	-8
IT		9	2	30	5	37	-1	19	-6	5	39	7	56	-7
CY		6	5	35	13	38	-5	17	-14	4	41	18	55	-19
LV		5	-1	29	3	43	-5	15	3	8	34	2	58	-2
LT		9	0	51	0	30	1	4	-1	6	60	0	34	0
LU		14	-8	58	4	13	3	2	1	13	72	-4	15	4
HU		13	2	41	4	28	-3	15	-3	3	54	6	43	-6
MT		9	-4	49	-2	20	-2	6	2	16	58	-6	26	0
NL		6	1	49	-1	32	1	6	0	7	55	0	38	1
AT		18	1	36	4	28	-7	14	2	4	54	5	42	-5
PL		19	3	45	7	24	-6	4	-4	8	64	10	28	-10
PT		8	2	58	4	24	-2	3	-1	7	66	6	27	-3
RO		18	6	40	5	26	-10	8	-1	8	58	11	34	-11
SI		5	1	30	8	46	-3	17	-5	2	35	9	63	-8
SK		9	2	44	6	24	-9	12	1	11	53	8	36	-8
FI		3	0	46	3	37	-3	5	-3	9	49	3	42	-6
SE		8	1	52	1	26	-3	9	3	5	60	2	35	0
UK		11	4	35	2	26	-6	16	0	12	46	6	42	-6



































QA18.3 Please tell me to what extent you agree or disagree with each of the following statements.

The EU's voice counts in the world (%)






























		Totally agree		Tend to agree		Tend to disagree		Totally disagree		Don't know	Total 'Agree'		Total 'Disagree'	
		Sp.2019	Diff. Sp.2019 - Aut.2018	Sp.2019	Diff. Sp.2019 - Aut.2018	Sp.2019	Diff. Sp.2019 - Aut.2018	Sp.2019	Diff. Sp.2019 - Aut.2018		Sp.2019	Diff. Sp.2019 - Aut.2018	Sp.2019	Diff. Sp.2019 - Aut.2018
EU28		23	3	51	-2	16	-1	4	0	6	74	1	20	-1
EURO AREA		21	2	52	-3	18	1	4	0	5	73	-1	22	1
NON-EURO AREA		27	4	50	0	13	-3	4	0	6	77	4	17	-3
BE		15	1	64	1	18	0	2	-1	1	79	2	20	-1
BG		27	-2	47	5	11	-1	5	0	10	74	3	16	-1
CZ		16	0	54	0	19	1	6	-1	5	70	0	25	0
DK		41	2	44	0	8	0	1	0	6	85	2	9	0
DE		23	-3	51	-6	19	6	3	1	4	74	-9	22	7
EE		14	1	60	2	15	-2	1	-2	10	74	3	16	-4
IE		34	6	50	-7	9	0	2	1	5	84	-1	11	1
EL		29	6	54	4	12	-7	3	-3	2	83	10	15	-10
ES		19	5	57	1	15	-4	3	-1	6	76	6	18	-5
FR		17	4	51	-1	18	-4	6	-1	8	68	3	24	-5
HR		21	-8	53	1	16	4	5	2	5	74	-7	21	6
IT		15	1	48	-2	24	1	7	0	6	63	-1	31	1
CY		20	6	51	-1	19	-1	5	-2	5	71	5	24	-3
CY (tcc)		39	2	26	-2	15	-1	10	2	10	65	0	25	1
LV		22	5	55	-3	10	-3	3	0	10	77	2	13	-3
LT		21	2	61	1	10	-1	1	-1	7	82	3	11	-2
LU		23	1	57	4	11	-5	2	-1	7	80	5	13	-6
HU		27	4	50	-4	18	1	2	-1	3	77	0	20	0
MT		9	-11	66	8	8	-1	2	0	15	75	-3	10	-1
NL		31	5	51	-5	14	0	2	1	2	82	0	16	1
AT		28	2	52	-1	13	-1	4	-1	3	80	1	17	-2
PL		29	3	57	3	8	-5	2	-1	4	86	6	10	-6
PT		26	2	64	2	6	-1	1	-1	3	90	4	7	-2
RO		25	7	50	-1	16	-3	4	-1	5	75	6	20	-4
SI		19	3	50	2	24	-1	4	-2	3	69	5	28	-3
SK		19	-1	55	0	13	-1	3	0	10	74	-1	16	-1
FI		25	1	58	2	11	-4	1	-1	5	83	3	12	-5
SE		43	4	43	-4	9	0	2	0	3	86	0	11	0
UK		23	3	45	-2	15	-3	7	2	10	68	1	22	-1
AL		22	-4	61	2	16	3	1	0	0	83	-2	17	3
MK		34	6	38	-7	15	1	7	0	6	72	-1	22	1
ME		35	19	42	-11	14	-8	8	2	1	77	8	22	-6
RS		25	5	41	-3	18	-2	9	0	7	66	2	27	-2
TR		34	8	38	4	13	-14	4	-2	11	72	12	17	-16

QA18.4 Please tell me to what extent you agree or disagree with each of the following statements.

Globalisation is an opportunity for economic growth (%)






























		Totally agree		Tend to agree		Tend to disagree		Totally disagree		Don't know	Total 'Agree'		Total 'Disagree'	
		Sp.2019	Diff. Sp.2019 - Aut.2018	Sp.2019	Diff. Sp.2019 - Aut.2018	Sp.2019	Diff. Sp.2019 - Aut.2018	Sp.2019	Diff. Sp.2019 - Aut.2018		Sp.2019	Diff. Sp.2019 - Aut.2018	Sp.2019	Diff. Sp.2019 - Aut.2018
EU28		17	0	45	1	19	-1	7	0	12	62	1	26	-1
EURO AREA		16	0	47	2	19	-1	8	0	10	63	2	27	-1
NON-EURO AREA		19	2	43	0	18	-1	6	0	14	62	2	24	-1
BE		12	-1	55	-1	23	1	5	0	5	67	-2	28	1
BG		14	1	39	4	16	-2	8	-2	23	53	5	24	-4
CZ		8	0	36	4	31	-1	10	-2	15	44	4	41	-3
DK		46	-2	38	4	7	0	1	-1	8	84	2	8	-1
DE		25	-5	51	3	13	2	3	0	8	76	-2	16	2
EE		10	0	45	-2	19	3	4	-1	22	55	-2	23	2
IE		27	5	51	-3	9	-1	3	1	10	78	2	12	0
EL		6	0	29	1	36	1	22	-3	7	35	1	58	-2
ES		15	4	48	3	17	-3	6	1	14	63	7	23	-2
FR		12	2	42	3	23	-3	11	-1	12	54	5	34	-4
HR		18	5	49	-1	19	-1	5	0	9	67	4	24	-1
IT		11	1	44	1	25	-1	14	1	6	55	2	39	0
CY		9	-1	41	7	26	-1	9	-6	15	50	6	35	-7
CY (tcc)		27	-1	32	-3	19	4	11	1	11	59	-4	30	5
LV		13	1	46	2	15	-4	8	3	18	59	3	23	-1
LT		14	1	47	5	12	-5	2	-2	25	61	6	14	-7
LU		17	-1	50	1	16	2	5	0	12	67	0	21	2
HU		21	7	49	-1	19	-4	5	-1	6	70	6	24	-5
MT		9	-10	63	19	5	-13	1	-3	22	72	9	6	-16
NL		26	1	46	-8	16	2	4	2	8	72	-7	20	4
AT		15	-1	41	-3	27	4	10	-1	7	56	-4	37	3
PL		21	7	49	3	15	-5	3	-1	12	70	10	18	-6
PT		14	0	61	6	8	-3	1	1	16	75	6	9	-2
RO		13	3	41	1	24	-3	6	-1	16	54	4	30	-4
SI		17	1	51	5	21	-2	6	0	5	68	6	27	-2
SK		12	1	40	1	21	-6	9	3	18	52	2	30	-3
FI		25	0	51	2	14	1	1	-1	9	76	2	15	0
SE		36	-3	43	1	14	5	3	-1	4	79	-2	17	4
UK		18	0	40	-5	17	1	7	1	18	58	-5	24	2
AL		11	-3	64	6	20	-1	2	0	3	75	3	22	-1
MK		27	5	33	-6	16	-1	9	2	15	60	-1	25	1
ME		29	15	41	-3	14	-13	11	2	5	70	12	25	-11
RS		14	1	38	7	21	-4	11	-1	16	52	8	32	-5
TR		25	7	32	4	21	-11	6	-5	16	57	11	27	-16

QA18.5 Please tell me to what extent you agree or disagree with each of the following statements.
(OUR COUNTRY) could better face the future outside the EU (%)






























		Totally agree		Tend to agree		Tend to disagree		Totally disagree		Don't know	Total 'Agree'		Total 'Disagree'	
		Sp.2019	Diff. Sp.2019 - Aut.2018	Sp.2019	Diff. Sp.2019 - Aut.2018	Sp.2019	Diff. Sp.2019 - Aut.2018	Sp.2019	Diff. Sp.2019 - Aut.2018		Sp.2019	Diff. Sp.2019 - Aut.2018	Sp.2019	Diff. Sp.2019 - Aut.2018
EU28		11	1	21	1	28	-1	31	-1	9	32	2	59	-2
EURO AREA		9	1	19	1	29	-2	35	0	8	28	2	64	-2
NON-EURO AREA		16	3	23	0	27	0	24	-1	10	39	3	51	-1
BE		9	1	28	4	34	0	26	-4	3	37	5	60	-4
BG		9	0	20	3	28	1	24	-4	19	29	3	52	-3
CZ		12	2	25	2	34	0	20	-1	9	37	4	54	-1
DK		5	0	10	2	23	1	57	-1	5	15	2	80	0
DE		6	0	10	-1	26	4	52	-3	6	16	-1	78	1
EE		5	0	13	1	34	0	39	0	9	18	1	73	0
IE		11	3	19	2	26	1	36	-9	8	30	5	62	-8
EL		12	-2	22	1	37	0	23	1	6	34	-1	60	1
ES		7	3	20	5	29	-7	36	1	8	27	8	65	-6
FR		11	0	21	2	31	-2	25	-2	12	32	2	56	-4
HR		10	-2	30	7	35	2	16	-4	9	40	5	51	-2
IT		12	-1	32	2	28	-2	18	0	10	44	1	46	-2
CY		13	-2	17	-2	34	5	31	1	5	30	-4	65	6
LV		10	1	14	-2	34	3	26	-5	16	24	-1	60	-2
LT		5	-2	14	0	31	-3	42	5	8	19	-2	73	2
LU		6	-1	19	5	30	0	36	-6	9	25	4	66	-6
HU		11	2	26	1	26	-2	32	3	5	37	3	58	1
MT		5	-1	11	-2	21	-6	48	7	15	16	-3	69	1
NL		4	1	5	-1	25	-5	62	5	4	9	0	87	0
AT		12	-2	26	-1	29	-2	25	5	8	38	-3	54	3
PL		16	5	31	6	29	-4	16	-6	8	47	11	45	-10
PT		4	0	17	1	38	-1	33	3	8	21	1	71	2
RO		11	5	28	-3	31	-4	22	4	8	39	2	53	0
SI		17	0	31	8	31	1	17	-7	4	48	8	48	-6
SK		12	3	23	6	28	-9	24	1	13	35	9	52	-8
FI		6	0	12	-2	40	-1	36	4	6	18	-2	76	3
SE		8	1	13	1	30	1	44	-1	5	21	2	74	0
UK		24	3	18	-5	21	2	24	1	13	42	-2	45	3

QA18.6 Please tell me to what extent you agree or disagree with each of the following statements.

More decisions should be taken at EU level (%)






























		Totally agree		Tend to agree		Tend to disagree		Totally disagree		Don't know	Total 'Agree'		Total 'Disagree'	
		Sp.2019	Diff. Sp.2019 - Aut.2018	Sp.2019	Diff. Sp.2019 - Aut.2018	Sp.2019	Diff. Sp.2019 - Aut.2018	Sp.2019	Diff. Sp.2019 - Aut.2018		Sp.2019	Diff. Sp.2019 - Aut.2018	Sp.2019	Diff. Sp.2019 - Aut.2018
EU28		17	2	42	1	22	-2	10	0	9	59	3	32	-2
EURO AREA		18	1	45	1	20	-2	8	0	9	63	2	28	-2
NON-EURO AREA		15	3	35	0	26	-2	14	0	10	50	3	40	-2
BE		15	-2	54	-4	22	4	5	1	4	69	-6	27	5
BG		20	4	37	3	21	-1	8	-3	14	57	7	29	-4
CZ		8	0	31	5	30	-4	23	0	8	39	5	53	-4
DK		7	0	28	5	38	3	19	-2	8	35	5	57	1
DE		20	2	41	2	24	-2	7	-2	8	61	4	31	-4
EE		8	-1	32	-1	34	3	12	3	14	40	-2	46	6
IE		16	2	43	0	23	-1	8	-1	10	59	2	31	-2
EL		13	0	45	6	26	-2	11	-3	5	58	6	37	-5
ES		26	5	54	-1	9	-1	3	-1	8	80	4	12	-2
FR		18	-1	43	-2	18	1	9	1	12	61	-3	27	2
HR		20	4	46	-1	23	1	5	-3	6	66	3	28	-2
IT		14	-2	48	4	19	-4	11	1	8	62	2	30	-3
CY		33	-2	48	10	8	-3	3	-4	8	81	8	11	-7
LV		21	4	38	-2	19	-3	8	0	14	59	2	27	-3
LT		14	3	48	-1	21	-4	6	0	11	62	2	27	-4
LU		21	4	46	0	16	-2	5	-2	12	67	4	21	-4
HU		20	4	42	7	21	-6	9	-4	8	62	11	30	-10
MT		6	-11	51	7	17	-1	3	-4	23	57	-4	20	-5
NL		14	2	40	-5	28	3	11	2	7	54	-3	39	5
AT		12	0	33	1	31	0	16	-3	8	45	1	47	-3
PL		19	4	45	3	23	-3	5	-2	8	64	7	28	-5
PT		20	4	52	0	18	5	1	-1	9	72	4	19	4
RO		22	6	44	-5	21	-2	5	0	8	66	1	26	-2
SI		22	2	47	6	22	-2	5	-3	4	69	8	27	-5
SK		12	2	40	4	22	-6	13	2	13	52	6	35	-4
FI		4	0	29	1	45	-2	12	-3	10	33	1	57	-5
SE		4	0	23	-5	42	5	26	1	5	27	-5	68	6
UK		12	3	26	-2	27	-2	20	1	15	38	1	47	-1

QA19 Would you say that you are very optimistic, fairly optimistic, fairly pessimistic or very pessimistic about the future of the EU? (%)

		Very optimistic		Fairly optimistic		Fairly pessimistic		Very pessimistic		Don't know	Total 'Optimistic'		Total 'Pessimistic'	
		Sp.2019	Diff. Sp.2019 - Aut.2018	Sp.2019	Diff. Sp.2019 - Aut.2018	Sp.2019	Diff. Sp.2019 - Aut.2018	Sp.2019	Diff. Sp.2019 - Aut.2018		Sp.2019	Diff. Sp.2019 - Aut.2018	Sp.2019	Diff. Sp.2019 - Aut.2018
EU28		8	2	53	1	27	-3	7	0	5	61	3	34	-3
EURO AREA		7	2	55	3	27	-4	6	-1	5	62	5	33	-5
NON-EURO AREA		9	1	51	0	26	-1	8	0	6	60	1	34	-1
BE		4	0	61	2	29	-4	5	1	1	65	2	34	-3
BG		13	0	49	5	22	0	6	-4	10	62	5	28	-4
CZ		7	0	47	-1	33	2	10	-1	3	54	-1	43	1
DK		15	5	64	4	16	-7	3	-1	2	79	9	19	-8
DE		9	1	58	3	25	-2	3	-1	5	67	4	28	-3
EE		5	2	67	5	20	-5	3	0	5	72	7	23	-5
IE		25	2	60	-3	10	1	2	1	3	85	-1	12	2
EL		5	2	40	6	37	-4	14	-4	4	45	8	51	-8
ES		12	6	56	-2	22	-5	4	1	6	68	4	26	-4
FR		5	3	45	1	33	-8	12	2	5	50	4	45	-6
HR		12	2	55	3	22	-3	9	-1	2	67	5	31	-4
IT		4	0	52	5	31	-3	7	-3	6	56	5	38	-6
CY		11	6	54	6	24	-6	7	-6	4	65	12	31	-12
LV		8	1	59	2	26	-2	3	-1	4	67	3	29	-3
LT		10	1	66	4	17	-4	2	-1	5	76	5	19	-5
LU		9	1	60	1	24	-5	3	1	4	69	2	27	-4
HU		8	2	60	9	25	-7	3	-3	4	68	11	28	-10
MT		7	-1	62	7	15	-5	3	0	13	69	6	18	-5
NL		5	2	68	3	23	-4	3	0	1	73	5	26	-4
AT		15	2	51	6	26	-5	4	-3	4	66	8	30	-8
PL		10	3	64	-2	16	0	2	-1	8	74	1	18	-1
PT		2	0	68	3	21	-3	1	0	8	70	3	22	-3
RO		15	6	54	0	23	-2	4	-2	4	69	6	27	-4
SI		10	3	59	3	23	-6	5	-1	3	69	6	28	-7
SK		9	3	61	2	21	-6	6	1	3	70	5	27	-5
FI		6	2	65	5	23	-6	2	-1	4	71	7	25	-7
SE		4	-2	60	0	30	1	5	2	1	64	-2	35	3
UK		7	-2	40	0	32	-3	14	3	7	47	-2	46	0

QB1.1 Thinking about the following objective to be reached by 2020 in the EU, would you say that it is too ambitious, about right or too modest?





























To bring industry's contribution to the economy to 20% of GDP by 2020 (%)

		Too ambitious		About right		Too modest		Don't know
		Sp.2019	Diff. Sp.2019 - Sp.2018	Sp.2019	Diff. Sp.2019 - Sp.2018	Sp.2019	Diff. Sp.2019 - Sp.2018	
EU28		23	-1	35	-1	8	0	34
EURO AREA		24	0	33	-2	8	0	35
NON-EURO AREA		22	-1	37	-1	8	1	33
BE		21	-12	44	-5	13	2	22
BG		16	-2	35	-5	11	3	38
CZ		18	0	42	-3	9	2	31
DK		25	4	32	-1	6	-3	37
DE		31	3	28	-6	5	1	36
EE		20	1	28	0	5	1	47
IE		23	3	41	1	6	-1	30
EL		27	0	33	1	16	0	24
ES		17	-2	35	-2	8	0	40
FR		24	-4	21	-1	9	1	46
HR		35	11	39	-9	12	1	14
IT		22	3	46	2	10	-2	22
CY		22	4	27	2	18	-1	33
LV		21	-4	32	-1	9	-1	38
LT		19	-2	42	-4	5	-1	34
LU		22	-5	22	-3	7	3	49
HU		27	3	46	2	9	0	18
MT		23	7	19	-14	2	-5	56
NL		28	0	29	-2	6	1	37
AT		22	-2	47	3	11	0	20
PL		17	1	51	6	4	-4	28
PT		14	1	37	1	6	0	43
RO		32	6	40	-3	6	-4	22
SI		33	-5	42	9	7	0	18
SK		26	3	39	1	6	-2	29
FI		29	6	40	-1	2	-2	29
SE		21	4	34	-4	10	2	35
UK		22	-7	26	-4	9	4	43

QB2 In your opinion, which of the following objectives should be given top priority in a European energy union?

(%)






























(MAX. 3 ANSWERS)

		Guaranteeing reasonable energy prices for consumers		Guaranteeing a continuous supply of energy		Guaranteeing EU's independence in the field of energy		Protecting the environment		Interconnecting energy infrastructure		Fighting global warming		Guaranteeing the competitiveness of EU's industry	
		Sp.2019	Diff. Sp.2019 - Sp.2018	Sp.2019	Diff. Sp.2019 - Sp.2018	Sp.2019	Diff. Sp.2019 - Sp.2018	Sp.2019	Diff. Sp.2019 - Sp.2018	Sp.2019	Diff. Sp.2019 - Sp.2018	Sp.2019	Diff. Sp.2019 - Sp.2018	Sp.2019	Diff. Sp.2019 - Sp.2018
EU28		36	0	18	-1	13	-1	43	2	9	0	37	6	9	-1
EURO AREA		37	0	17	-1	14	-1	45	1	9	0	38	6	10	0
NON-EURO AREA		32	-1	18	-2	11	-1	39	3	9	1	36	8	8	-1
BE		47	0	19	3	15	1	37	-3	10	2	42	-1	9	-1
BG		53	3	26	-4	19	0	24	-1	14	-1	20	4	13	-1
CZ		39	-3	18	-5	17	-3	42	1	8	-1	28	6	14	-4
DK		19	-1	16	-1	10	0	55	1	11	0	57	3	6	3
DE		35	6	22	-2	14	-2	46	0	12	0	37	7	13	1
EE		45	5	28	3	21	-2	39	-1	9	-1	22	1	8	0
IE		32	-2	24	1	10	0	40	-1	11	0	39	-1	12	2
EL		48	0	29	-1	16	0	41	-1	11	-5	31	6	12	0
ES		47	0	13	-2	7	1	45	1	7	2	38	7	7	-1
FR		38	-1	8	0	12	0	56	3	5	1	49	2	7	-1
HR		37	-7	20	1	17	2	31	4	15	1	33	12	10	0
IT		28	-6	17	-1	19	1	36	3	10	1	30	9	14	1
CY		38	0	16	2	9	-3	55	-3	13	3	36	3	6	1
LV		52	0	19	-4	11	-2	38	-1	7	-2	21	1	10	-3
LT		40	-3	29	-1	19	-1	31	1	9	-1	35	11	9	-1
LU		24	-7	10	0	15	-2	44	0	9	1	40	-2	7	3
HU		41	-8	24	-2	14	0	28	4	12	3	34	9	10	-2
MT		35	6	15	-2	7	3	56	7	8	1	37	13	8	4
NL		35	8	24	5	25	3	43	-4	15	0	36	-5	6	2
AT		34	-7	29	3	20	2	38	-1	11	-1	31	2	11	0
PL		36	0	20	-1	15	-1	29	-3	10	-2	26	6	10	0
PT		54	-2	15	0	13	-4	41	1	10	3	36	10	9	0
RO		35	0	17	1	13	2	34	5	13	1	29	6	10	0
SI		37	4	15	6	14	2	45	-5	10	0	33	2	6	-1
SK		34	-4	23	-3	11	-3	37	1	13	5	27	6	12	4
FI		27	0	25	2	17	1	43	0	5	0	51	0	13	1
SE		19	0	19	3	12	0	47	-2	8	2	58	4	9	1
UK		26	-2	15	-5	5	-2	48	8	5	1	44	11	5	-1

QB2 In your opinion, which of the following objectives should be given top priority in a European energy union?






























(%)

(MAX. 3 ANSWERS)

		Reducing energy consumption		Guaranteeing reasonable energy prices for companies		Pooling EU's negotiating power towards energy providers		Developing renewable energy		Other (SPONTANEOUS)		None (SPONTANEOUS)		Don't know
		Sp.2019	Diff. Sp.2019 - Sp.2018	Sp.2019	Diff. Sp.2019 - Sp.2018	Sp.2019	Diff. Sp.2019 - Sp.2018	Sp.2019	Diff. Sp.2019 - Sp.2018	Sp.2019	Diff. Sp.2019 - Sp.2018	Sp.2019	Diff. Sp.2019 - Sp.2018	
EU28		25	1	11	-1	9	0	45	1	1	1	1	0	3
EURO AREA		25	1	11	0	9	0	47	1	1	1	0	-1	2
NON-EURO AREA		25	2	12	0	9	0	42	3	1	0	1	0	4
BE		22	0	13	3	11	-2	50	6	1	1	0	0	0
BG		13	-1	20	0	13	0	24	5	0	0	1	1	4
CZ		26	1	18	3	8	0	31	0	2	1	1	1	1
DK		27	7	4	0	6	-1	63	1	1	-2	0	-1	2
DE		23	-2	9	1	9	1	45	0	1	1	0	-1	1
EE		12	-3	11	4	5	0	43	3	3	2	1	1	6
IE		28	1	12	-2	6	-2	47	9	1	1	0	0	1
EL		20	0	13	0	10	1	52	2	0	0	0	0	1
ES		22	4	11	1	5	0	52	7	1	0	1	0	2
FR		28	3	10	1	8	0	52	-1	1	1	0	-1	2
HR		24	6	15	2	12	0	39	2	0	0	0	0	0
IT		30	5	16	-5	14	2	37	-2	1	1	1	0	4
CY		20	-2	13	0	9	3	47	2	0	-1	0	0	3
LV		21	-3	18	-5	5	0	30	4	2	1	1	1	5
LT		22	0	12	-1	6	-4	33	1	1	1	0	0	3
LU		29	3	7	0	9	1	49	-9	2	1	0	-1	5
HU		24	3	8	-3	11	1	45	2	0	0	0	-1	2
MT		28	0	11	3	5	1	39	5	1	0	1	0	4
NL		32	-4	5	-1	11	2	54	2	1	0	0	0	0
AT		35	4	14	2	13	3	44	-2	2	1	0	-1	0
PL		22	-1	13	1	13	-2	36	1	0	-1	1	0	6
PT		12	-2	17	1	10	0	56	6	2	1	0	0	2
RO		20	1	14	-2	17	0	33	3	1	1	0	-1	4
SI		29	0	9	-1	6	2	51	2	1	0	1	0	1
SK		26	0	11	-1	10	-1	28	5	2	0	1	0	4
FI		22	2	8	0	3	2	64	4	1	0	0	0	2
SE		32	-2	5	-1	5	-1	71	1	0	0	0	0	1
UK		28	5	10	-1	4	1	48	6	2	2	3	0	6






























QB3.1 Please tell me whether each of the following statements evokes a positive or negative feeling for you.

Immigration of people from other EU Member States (%)






























		Very positive		Fairly positive		Fairly negative		Very negative		Don't know	Total 'Positive'		Total 'Negative'	
		Sp.2019	Diff. Sp.2019 - Aut.2018	Sp.2019	Diff. Sp.2019 - Aut.2018	Sp.2019	Diff. Sp.2019 - Aut.2018	Sp.2019	Diff. Sp.2019 - Aut.2018		Sp.2019	Diff. Sp.2019 - Aut.2018	Sp.2019	Diff. Sp.2019 - Aut.2018
EU28		18	4	49	-1	20	-2	6	-2	7	67	3	26	-4
EURO AREA		17	4	51	0	20	-3	6	-2	6	68	4	26	-5
NON-EURO AREA		20	2	47	-1	19	-1	6	-1	8	67	1	25	-2
BE		11	3	59	1	23	-2	5	-2	2	70	4	28	-4
BG		20	5	43	4	21	0	4	-8	12	63	9	25	-8
CZ		6	2	35	1	34	1	18	-4	7	41	3	52	-3
DK		20	1	54	1	15	-2	6	1	5	74	2	21	-1
DE		23	5	51	-2	16	-3	3	-2	7	74	3	19	-5
EE		11	2	61	3	19	-2	4	-2	5	72	5	23	-4
IE		31	3	53	-4	9	-1	2	0	5	84	-1	11	-1
EL		10	-3	48	4	28	3	11	-5	3	58	1	39	-2
ES		28	16	52	-5	11	-8	3	-2	6	80	11	14	-10
FR		12	1	48	-1	23	-1	12	2	5	60	0	35	1
HR		12	0	58	6	20	-2	6	-3	4	70	6	26	-5
IT		8	0	47	4	31	1	7	-8	7	55	4	38	-7
CY		13	7	49	9	25	-2	11	-12	2	62	16	36	-14
LV		13	8	45	1	26	-6	10	-3	6	58	9	36	-9
LT		18	3	58	0	18	-2	3	-1	3	76	3	21	-3
LU		26	-1	58	6	9	-4	1	-1	6	84	5	10	-5
HU		19	5	49	4	20	-4	8	-4	4	68	9	28	-8
MT		11	1	50	8	28	-7	8	0	3	61	9	36	-7
NL		13	2	59	0	21	-2	5	2	2	72	2	26	0
AT		18	-1	52	7	18	-1	5	-6	7	70	6	23	-7
PL		18	-2	58	9	13	-6	3	-1	8	76	7	16	-7
PT		7	1	64	6	14	-13	1	-1	14	71	7	15	-14
RO		16	6	45	1	23	-8	7	1	9	61	7	30	-7
SI		17	2	52	5	21	-4	8	-3	2	69	7	29	-7
SK		9	0	41	4	31	-4	9	-4	10	50	4	40	-8
FI		23	7	59	-7	12	-1	2	0	4	82	0	14	-1
SE		27	2	57	-3	12	1	2	0	2	84	-1	14	1
UK		25	3	40	-9	18	3	6	0	11	65	-6	24	3

QB3.2 Please tell me whether each of the following statements evokes a positive or negative feeling for you.

Immigration of people from outside the EU (%)






























		Very positive		Fairly positive		Fairly negative		Very negative		Don't know	Total 'Positive'		Total 'Negative'	
		Sp.2019	Diff. Sp.2019 - Aut.2018	Sp.2019	Diff. Sp.2019 - Aut.2018	Sp.2019	Diff. Sp.2019 - Aut.2018	Sp.2019	Diff. Sp.2019 - Aut.2018		Sp.2019	Diff. Sp.2019 - Aut.2018	Sp.2019	Diff. Sp.2019 - Aut.2018
EU28		10	3	34	1	33	-2	15	-3	8	44	4	48	-5
EURO AREA		9	4	35	1	34	-3	15	-3	7	44	5	49	-6
NON-EURO AREA		11	1	33	2	31	-1	16	-3	9	44	3	47	-4
BE		5	0	41	0	37	-1	15	1	2	46	0	52	0
BG		5	1	16	5	49	11	18	-18	12	21	6	67	-7
CZ		2	1	12	3	38	1	44	-5	4	14	4	82	-4
DK		8	4	33	7	33	-5	19	-5	7	41	11	52	-10
DE		10	5	34	-1	33	-4	15	-1	8	44	4	48	-5
EE		1	0	20	4	46	2	28	-4	5	21	4	74	-2
IE		24	6	48	7	16	-11	6	-2	6	72	13	22	-13
EL		4	1	25	8	40	1	28	-10	3	29	9	68	-9
ES		18	11	46	-1	21	-6	7	-3	8	64	10	28	-9
FR		8	2	31	-1	32	-4	21	3	8	39	1	53	-1
HR		7	2	42	13	32	-6	14	-7	5	49	15	46	-13
IT		5	1	32	6	42	0	14	-10	7	37	7	56	-10
CY		7	5	27	9	41	5	23	-16	2	34	14	64	-11
LV		3	1	17	4	44	0	30	-4	6	20	5	74	-4
LT		7	5	38	11	35	-12	15	-4	5	45	16	50	-16
LU		12	-3	51	10	25	-2	3	-4	9	63	7	28	-6
HU		6	0	20	5	35	7	35	-12	4	26	5	70	-5
MT		3	-1	33	9	41	-4	18	-2	5	36	8	59	-6
NL		6	1	39	1	40	-2	12	2	3	45	2	52	0
AT		11	0	35	4	31	1	15	-6	8	46	4	46	-5
PL		7	2	32	10	37	-6	15	-6	9	39	12	52	-12
PT		4	1	52	8	25	-14	4	-1	15	56	9	29	-15
RO		10	3	35	2	31	-8	13	2	11	45	5	44	-6
SI		6	2	26	8	40	-1	26	-8	2	32	10	66	-9
SK		3	0	21	11	45	-1	22	-13	9	24	11	67	-14
FI		4	0	32	-4	43	1	13	-2	8	36	-4	56	-1
SE		18	0	43	-6	27	3	9	4	3	61	-6	36	7
UK		18	1	39	-6	23	2	9	1	11	57	-5	32	3

QB4 In your opinion, should additional measures be taken to fight irregular immigration of people from outside the EU?
(%)

		Yes, preferably at an EU level		Yes, preferably at a national level		Yes, at both levels (EU and national) (SPONTANEOUS)		No, there is no need for additional measures		Refusal (SPONTANEOUS)		Don't know		Total 'Yes'		Total 'EU'	
		Sp.2019	Diff. Sp.2019 - Aut.2018	Sp.2019	Diff. Sp.2019 - Aut.2018	Sp.2019	Diff. Sp.2019 - Aut.2018	Sp.2019	Diff. Sp.2019 - Aut.2018	Sp.2019	Diff. Sp.2019 - Aut.2018	Sp.2019	Diff. Sp.2019 - Aut.2018	Sp.2019	Diff. Sp.2019 - Aut.2018	Sp.2019	Diff. Sp.2019 - Aut.2018
EU28		44	5	26	-1	12	-8	14	3	0	0	4		82	-4	56	-3
EURO AREA		49	7	21	-1	13	-10	13	2	1	1	3		83	-4	62	-3
NON-EURO AREA		34	0	35	-3	10	-2	15	4	0	0	6		79	-5	44	-2
BE		51	-1	20	-3	3	0	25	3	0	0	1		74	-4	54	-1
BG		33	3	26	-1	27	-6	5	2	2	2	7		86	-4	60	-3
CZ		53	3	34	-7	6	0	5	3	0	0	2		93	-4	59	3
DK		63	7	12	-5	15	-2	9	1	0	0	1		90	0	78	5
DE		52	27	15	4	17	-34	13	3	1	0	2		84	-3	69	-7
EE		39	-1	22	2	31	1	5	1	0	0	3		92	2	70	0
IE		44	6	30	-1	8	-10	14	5	0	0	4		82	-5	52	-4
EL		42	4	33	-1	19	-6	5	3	0	0	1		94	-3	61	-2
ES		61	-3	18	-1	8	1	10	2	0	0	3		87	-3	69	-2
FR		46	-1	26	0	4	-2	19	0	0	0	5		76	-3	50	-3
HR		33	0	40	10	13	-13	13	3	0	0	1		86	-3	46	-13
IT		40	-1	25	-6	20	4	11	2	0	0	4		85	-3	60	3
CY		43	-6	34	5	16	0	5	0	0	0	2		93	-1	59	-6
LV		54	7	19	-3	12	-8	9	2	0	0	6		85	-4	66	-1
LT		48	2	30	0	8	-5	10	2	0	0	4		86	-3	56	-3
LU		51	3	17	-1	12	-4	15	3	0	-1	5		80	-2	63	-1
HU		42	5	32	-7	16	-3	6	3	0	0	4		90	-5	58	2
MT		29	-11	25	3	42	7	0	-2	0	-1	4		96	-1	71	-4
NL		69	-1	14	-1	3	0	13	3	0	0	1		86	-2	72	-1
AT		30	-2	30	-2	19	-4	19	7	0	0	2		79	-8	49	-6
PL		34	-3	31	-4	11	-2	15	6	1	1	8		76	-9	45	-5
PT		45	7	13	-2	30	-9	8	5	0	-1	4		88	-4	75	-2
RO		26	3	42	0	11	-6	15	1	0	0	6		79	-3	37	-3
SI		39	1	23	3	23	-11	14	8	0	0	1		85	-7	62	-10
SK		23	0	50	3	15	-9	7	4	1	1	4		88	-6	38	-9
FI		55	6	21	-2	11	-6	10	1	0	0	3		87	-2	66	0
SE		47	3	20	1	8	-1	23	-1	0	0	2		75	3	55	2
UK		28	-1	42	-2	6	0	18	3	0	0	6		76	-3	34	-1






























QB5.1 For each of the following statements, please tell me if you think that it is a good thing, a bad thing or neither a good or a bad thing.

The right for EU citizens to live in every Member State of the EU (%)

		A good thing		A bad thing		Neither a good nor a bad thing		Don't know
		Sp.2019	Diff. Sp.2019 - Sp.2018	Sp.2019	Diff. Sp.2019 - Sp.2018	Sp.2019	Diff. Sp.2019 - Sp.2018	
EU28		76	1	8	1	14	-2	2
EURO AREA		76	0	8	2	14	-2	2
NON-EURO AREA		74	2	10	0	13	-3	3
BE		72	0	12	-2	15	2	1
BG		77	2	3	-1	16	0	4
CZ		72	5	6	0	21	-4	1
DK		81	5	5	-3	13	-1	1
DE		85	-1	4	1	10	-1	1
EE		83	0	3	1	13	-1	1
IE		86	-3	7	3	6	0	1
EL		73	1	4	0	23	-1	0
ES		89	2	4	1	6	-3	1
FR		78	4	9	1	10	-6	3
HR		68	0	7	-5	24	4	1
IT		54	-4	15	5	28	0	3
CY		73	8	7	1	20	-9	0
LV		81	2	4	0	13	-3	2
LT		86	-2	3	1	10	0	1
LU		89	-2	2	0	4	-1	5
HU		84	1	6	0	8	-2	2
MT		66	-6	5	0	20	1	9
NL		78	0	6	-1	16	2	0
AT		64	1	18	1	17	-3	1
PL		77	-5	9	3	12	2	2
PT		85	4	4	-2	10	-1	1
RO		68	-2	18	2	11	-2	3
SI		73	-3	6	0	20	3	1
SK		69	-3	4	1	24	1	3
FI		87	5	3	-1	9	-4	1
SE		83	5	7	-1	10	-4	0
UK		70	6	11	-1	15	-5	4






























QB5.2 For each of the following statements, please tell me if you think that it is a good thing, a bad thing or neither a good or a bad thing.

The right for EU citizens to work in every Member State of the EU (%)

		A good thing		A bad thing		Neither a good nor a bad thing		Don't know
		Sp.2019	Diff. Sp.2019 - Sp.2018	Sp.2019	Diff. Sp.2019 - Sp.2018	Sp.2019	Diff. Sp.2019 - Sp.2018	
EU28		78	2	8	1	12	-3	2
EURO AREA		78	2	8	1	12	-3	2
NON-EURO AREA		77	1	8	0	12	-2	3
BE		75	1	11	-2	13	1	1
BG		79	3	3	0	14	-2	4
CZ		74	2	6	1	19	-3	1
DK		81	2	6	0	12	-2	1
DE		86	1	5	1	8	-2	1
EE		85	1	2	0	12	-1	1
IE		86	-2	7	3	5	-2	2
EL		72	3	5	-1	23	-2	0
ES		90	2	3	0	6	-2	1
FR		79	5	10	-1	9	-4	2
HR		71	2	6	-4	22	1	1
IT		58	2	14	4	25	-4	3
CY		74	8	8	1	18	-8	0
LV		86	1	3	0	10	-1	1
LT		88	-1	3	1	9	0	0
LU		87	-6	4	2	4	0	5
HU		80	-4	11	5	8	-1	1
MT		65	-7	6	0	20	1	9
NL		80	0	7	0	13	0	0
AT		62	2	16	-2	20	-2	2
PL		83	-1	4	-1	11	2	2
PT		86	4	4	0	9	-3	1
RO		69	-4	15	1	14	1	2
SI		74	-5	7	1	18	4	1
SK		70	-4	4	1	23	2	3
FI		91	5	2	-1	6	-4	1
SE		90	1	3	-1	7	0	0
UK		73	3	10	-1	13	-3	4






























QB5.3 For each of the following statements, please tell me if you think that it is a good thing, a bad thing or neither a good or a bad thing.

The right for EU citizens to live in (OUR COUNTRY) (%)


































		A good thing		A bad thing		Neither a good nor a bad thing		Don't know
		Sp.2019	Diff. Sp.2019 - Sp.2018	Sp.2019	Diff. Sp.2019 - Sp.2018	Sp.2019	Diff. Sp.2019 - Sp.2018	
EU28		73	2	10	1	15	-3	2
EURO AREA		74	2	9	1	15	-3	2
NON-EURO AREA		71	1	11	0	15	-2	3
BE		69	1	14	-2	16	1	1
BG		72	2	4	-1	17	-3	7
CZ		65	3	7	-1	26	-2	2
DK		78	4	8	0	13	-3	1
DE		81	1	7	2	11	-3	1
EE		79	-1	3	0	16	0	2
IE		86	-2	7	3	6	-1	1
EL		68	0	6	1	25	-2	1
ES		89	3	4	1	6	-4	1
FR		77	6	10	-1	11	-5	2
HR		65	6	9	-8	25	2	1
IT		51	1	17	4	29	-3	3
CY		71	11	10	2	18	-13	1
LV		78	2	4	-2	16	0	2
LT		83	0	5	2	11	-2	1
LU		87	-4	3	1	5	-1	5
HU		77	1	9	0	12	-1	2
MT		59	-6	7	-2	25	3	9
NL		75	0	8	0	17	1	0
AT		61	2	19	0	18	-4	2
PL		76	-4	9	1	13	3	2
PT		85	4	4	-2	9	-2	2
RO		61	-2	22	4	14	-4	3
SI		70	-2	8	0	21	2	1
SK		64	-5	5	0	27	3	4
FI		85	5	3	-1	11	-3	1
SE		82	1	7	2	11	-2	0
UK		69	6	12	-2	15	-5	4

QB5.4 For each of the following statements, please tell me if you think that it is a good thing, a bad thing or neither a good or a bad thing.

The right for EU citizens to work in (OUR COUNTRY) (%)

		A good thing		A bad thing		Neither a good nor a bad thing		Don't know
		Sp.2019	Diff. Sp.2019 - Sp.2018	Sp.2019	Diff. Sp.2019 - Sp.2018	Sp.2019	Diff. Sp.2019 - Sp.2018	
EU28		74	2	10	1	14	-3	2
EURO AREA		74	2	10	1	14	-3	2
NON-EURO AREA		72	0	11	0	14	-1	3
BE		67	0	18	-1	14	0	1
BG		72	6	5	-2	17	-4	6
CZ		65	1	9	2	24	-3	2
DK		80	3	7	0	12	-2	1
DE		83	1	7	3	9	-4	1
EE		81	0	2	0	15	-1	2
IE		86	-1	7	2	6	-1	1
EL		64	2	8	0	27	-3	1
ES		89	2	4	0	6	-3	1
FR		76	7	12	0	9	-7	3
HR		65	7	10	-9	25	3	0
IT		53	3	16	2	28	-4	3
CY		71	14	9	0	19	-14	1
LV		80	3	5	-2	13	-2	2
LT		83	0	5	1	11	-1	1
LU		87	-4	3	2	5	-1	5
HU		74	-1	12	3	12	-2	2
MT		60	-6	7	-1	24	2	9
NL		78	0	8	0	14	0	0
AT		58	0	22	2	18	-4	2
PL		76	-4	9	1	13	3	2
PT		84	3	5	-1	9	-2	2
RO		61	-3	22	2	15	0	2
SI		69	-3	9	0	21	3	1
SK		64	-5	5	0	28	4	3
FI		89	7	3	-1	7	-5	1
SE		87	0	4	1	8	-1	1
UK		72	4	11	-1	14	-3	3






























QC1 Some analysts say that the impact of the economic crisis on the job market has already reached its peak and things will recover little by little. Others, on the contrary, say that the worst is still to come. Which of the two statements is closer to your opinion?
(%)

		The impact of the crisis on jobs has already reached its peak		The worst is still to come		Don't know
		Sp.2019	Diff. Sp.2019 - Aut.2018	Sp.2019	Diff. Sp.2019 - Aut.2018	
EU28		44	0	43	-1	13
EURO AREA		45	0	44	-1	11
NON-EURO AREA		42	0	42	-2	16
BE		42	-9	54	6	4
BG		48	4	22	-9	30
CZ		45	-5	47	6	8
DK		74	4	17	-6	9
DE		37	-5	43	6	20
EE		29	1	50	-3	21
IE		63	-13	30	12	7
EL		55	7	42	-6	3
ES		48	0	45	-4	7
FR		35	8	57	-10	8
HR		54	-2	40	1	6
IT		48	-2	41	2	11
CY		48	-3	46	-1	6
CY (tcc)		26	0	58	-4	16
LV		36	-1	53	-1	11
LT		39	9	51	-12	10
LU		41	5	48	-7	11
HU		61	-1	27	-2	12
MT		51	-4	25	2	24
NL		67	-3	27	1	6
AT		62	2	28	-5	10
PL		42	1	31	-1	27
PT		69	0	17	-2	14
RO		50	2	38	-4	12
SI		46	12	46	-11	8
SK		53	3	35	-4	12
FI		45	-1	46	1	9
SE		45	-2	46	5	9
UK		30	0	57	-3	13
AL		82	-1	18	2	0
MK		54	0	40	2	6
ME		61	7	29	-7	10
RS		55	1	34	-1	11
TR		52	3	44	-4	4

QC2.1 For each of the following statements, please tell me whether you totally agree, tend to agree, tend to disagree or totally disagree.

Measures to reduce the public deficit and debt in (OUR COUNTRY) cannot be delayed (%)






























(SPLIT BALLOT A ONLY)

		Totally agree		Tend to agree		Tend to disagree		Totally disagree		Don't know	Total 'Agree'		Total 'Disagree'	
		Sp.2019	Diff. Sp.2019 - Aut.2018	Sp.2019	Diff. Sp.2019 - Aut.2018	Sp.2019	Diff. Sp.2019 - Aut.2018	Sp.2019	Diff. Sp.2019 - Aut.2018		Sp.2019	Diff. Sp.2019 - Aut.2018	Sp.2019	Diff. Sp.2019 - Aut.2018
EU28		30	3	41	-3	13	0	5	1	11	71	0	18	1
EURO AREA		31	4	41	-3	13	-1	5	1	10	72	1	18	0
NON-EURO AREA		28	1	42	-2	13	1	3	0	14	70	-1	16	1
BE		31	11	54	-7	10	-4	3	2	2	85	4	13	-2
BG		28	3	32	3	8	-2	7	1	25	60	6	15	-1
CZ		31	6	38	-7	14	1	4	1	13	69	-1	18	2
DK		28	-6	41	1	15	8	3	-1	13	69	-5	18	7
DE		29	-7	37	-5	18	6	4	3	12	66	-12	22	9
EE		15	-1	42	10	13	-6	4	-1	26	57	9	17	-7
IE		30	4	44	-2	14	3	2	0	10	74	2	16	3
EL		16	-3	43	-1	21	1	14	5	6	59	-4	35	6
ES		40	19	37	-4	9	-6	3	0	11	77	15	12	-6
FR		25	2	41	0	12	-4	8	2	14	66	2	20	-2
HR		41	-16	41	12	10	3	4	2	4	82	-4	14	5
IT		40	12	37	-8	11	-3	7	-1	5	77	4	18	-4
CY		39	-7	35	7	14	5	4	-2	8	74	0	18	3
LV		38	3	37	-5	9	3	2	1	14	75	-2	11	4
LT		19	-8	46	2	11	0	2	1	22	65	-6	13	1
LU		16	-2	47	10	14	1	2	-4	21	63	8	16	-3
HU		39	-2	41	0	9	0	3	0	8	80	-2	12	0
MT		22	9	34	-15	10	-1	2	-8	32	56	-6	12	-9
NL		21	-6	47	0	22	4	4	0	6	68	-6	26	4
AT		30	2	48	-2	15	1	3	-1	4	78	0	18	0
PL		30	5	50	2	7	-2	1	0	12	80	7	8	-2
PT		24	0	58	3	8	-5	1	0	9	82	3	9	-5
RO		28	0	40	-4	17	4	4	0	11	68	-4	21	4
SI		40	-1	38	-3	12	3	3	0	7	78	-4	15	3
SK		27	-2	47	3	7	-4	4	1	15	74	1	11	-3
FI		26	-9	47	4	14	2	1	0	12	73	-5	15	2
SE		33	2	45	2	13	0	3	-1	6	78	4	16	-1
UK		23	-1	38	-7	16	1	4	1	19	61	-8	20	2

QC2.2 For each of the following statements, please tell me whether you totally agree, tend to agree, tend to disagree or totally disagree.


































Measures to reduce the public deficit and debt in (OUR COUNTRY) are not a priority for now (%)

(SPLIT BALLOT B ONLY)

		Totally agree		Tend to agree		Tend to disagree		Totally disagree		Don't know	Total 'Agree'		Total 'Disagree'	
		Sp.2019	Diff. Sp.2019 - Aut.2018	Sp.2019	Diff. Sp.2019 - Aut.2018	Sp.2019	Diff. Sp.2019 - Aut.2018	Sp.2019	Diff. Sp.2019 - Aut.2018	Sp.2019	Sp.2019	Diff. Sp.2019 - Aut.2018	Sp.2019	Diff. Sp.2019 - Aut.2018
EU28		14	1	33	-1	26	-2	15	1	12	47	0	41	-1
EURO AREA		13	1	33	2	27	-4	16	0	11	46	3	43	-4
NON-EURO AREA		17	3	34	-4	24	0	10	-1	15	51	-1	34	-1
BE		10	0	43	-4	29	-3	13	6	5	53	-4	42	3
BG		19	3	30	1	16	-2	10	-1	25	49	4	26	-3
CZ		10	4	29	-2	33	-5	18	5	10	39	2	51	0
DK		26	9	31	-4	17	-3	8	-2	18	57	5	25	-5
DE		13	-4	32	0	29	-2	12	1	14	45	-4	41	-1
EE		8	-2	41	-5	18	3	4	1	29	49	-7	22	4
IE		15	0	36	-4	31	7	10	0	8	51	-4	41	7
EL		15	5	35	4	30	-10	14	1	6	50	9	44	-9
ES		11	1	30	-1	28	-2	16	4	15	41	0	44	2
FR		10	2	27	3	29	-6	23	1	11	37	5	52	-5
HR		15	1	26	-2	25	5	27	-2	7	41	-1	52	3
IT		16	4	33	0	21	-3	22	-2	8	49	4	43	-5
CY		15	-3	22	1	30	6	27	-1	6	37	-2	57	5
LV		13	2	30	0	26	-5	9	-3	22	43	2	35	-8
LT		16	-2	41	6	16	-3	6	-3	21	57	4	22	-6
LU		12	5	43	11	20	-9	8	-2	17	55	16	28	-11
HU		28	2	36	3	19	-3	4	-3	13	64	5	23	-6
MT		10	5	30	-8	24	-6	11	-3	25	40	-3	35	-9
NL		13	1	38	5	36	0	10	-2	3	51	6	46	-2
AT		11	-5	44	6	21	-6	19	4	5	55	1	40	-2
PL		14	0	38	-3	25	6	10	-1	13	52	-3	35	5
PT		7	1	29	-2	41	5	14	-2	9	36	-1	55	3
RO		23	11	36	-7	20	-1	13	0	8	59	4	33	-1
SI		22	-6	46	5	18	3	5	-1	9	68	-1	23	2
SK		15	2	37	8	19	-11	13	3	16	52	10	32	-8
FI		23	8	41	1	18	-10	3	-3	15	64	9	21	-13
SE		24	-1	36	1	25	5	10	-1	5	60	0	35	4
UK		13	2	32	-7	25	-3	9	0	21	45	-5	34	-3



































QC2.3 For each of the following statements, please tell me whether you totally agree, tend to agree, tend to disagree or totally disagree.

The EU has sufficient power and tools to defend the economic interests of Europe in the global economy (%)

		Totally agree		Tend to agree		Tend to disagree		Totally disagree		Don't know	Total 'Agree'		Total 'Disagree'	
		Sp.2019	Diff. Sp.2019 - Aut.2018	Sp.2019	Diff. Sp.2019 - Aut.2018	Sp.2019	Diff. Sp.2019 - Aut.2018	Sp.2019	Diff. Sp.2019 - Aut.2018	Sp.2019	Sp.2019	Diff. Sp.2019 - Aut.2018	Sp.2019	Diff. Sp.2019 - Aut.2018
EU28		21	4	46	-1	18	-2	4	-1	11	67	3	22	-3
EURO AREA		20	3	47	0	19	-3	4	-1	10	67	3	23	-4
NON-EURO AREA		22	3	43	-3	16	-2	4	0	15	65	0	20	-2
BE		16	6	52	-5	23	-3	3	-1	6	68	1	26	-4
BG		37	2	40	1	8	-2	1	-2	14	77	3	9	-4
CZ		14	3	44	-2	24	1	6	-1	12	58	1	30	0
DK		16	2	48	4	17	-5	4	0	15	64	6	21	-5
DE		19	-3	49	0	22	2	3	0	7	68	-3	25	2
EE		6	-2	49	0	22	-1	4	0	19	55	-2	26	-1
IE		26	5	53	-3	9	0	2	1	10	79	2	11	1
EL		30	1	48	3	14	-3	3	-1	5	78	4	17	-4
ES		28	8	45	-2	12	-3	4	0	11	73	6	16	-3
FR		15	3	42	3	22	-6	7	-1	14	57	6	29	-7
HR		26	1	49	1	15	-2	4	-1	6	75	2	19	-3
IT		19	8	47	-4	18	-6	5	-1	11	66	4	23	-7
CY		33	2	40	-2	19	6	2	-3	6	73	0	21	3
CY (tcc)		39	16	20	-5	15	-2	10	-1	16	59	11	25	-3
LV		17	-1	51	2	14	-4	3	0	15	68	1	17	-4
LT		25	4	56	2	8	-4	0	-1	11	81	6	8	-5
LU		15	3	48	3	21	-2	2	-1	14	63	6	23	-3
HU		29	1	46	5	18	-2	2	-3	5	75	6	20	-5
MT		14	-9	50	4	5	-3	1	0	30	64	-5	6	-3
NL		11	2	45	-2	31	0	4	-1	9	56	0	35	-1
AT		25	3	43	1	17	-7	8	0	7	68	4	25	-7
PL		32	7	46	-4	9	-5	2	0	11	78	3	11	-5
PT		23	2	64	2	3	-2	1	0	9	87	4	4	-2
RO		31	7	42	3	14	-11	4	2	9	73	10	18	-9
SI		24	0	44	2	21	-1	6	-1	5	68	2	27	-2
SK		17	0	48	3	15	-5	5	1	15	65	3	20	-4
FI		8	-1	53	0	25	0	3	0	11	61	-1	28	0
SE		10	-2	50	2	25	1	6	0	9	60	0	31	1
UK		14	2	40	-7	19	2	5	-1	22	54	-5	24	1
AL		33	3	59	-4	8	2	0	0	0	92	-1	8	2
MK		38	3	36	3	13	-2	5	-2	8	74	6	18	-4
ME		44	14	34	-6	10	-3	9	-1	3	78	8	19	-4
RS		17	-1	48	2	18	0	8	2	9	65	1	26	2
TR		43	18	29	-6	14	-12	4	-1	10	72	12	18	-13






























QC2.4 For each of the following statements, please tell me whether you totally agree, tend to agree, tend to disagree or totally disagree.

The private sector is better placed than the public sector to create new jobs (%)

		Totally agree		Tend to agree		Tend to disagree		Totally disagree		Don't know	Total 'Agree'		Total 'Disagree'	
		Sp.2019	Diff. Sp.2019 - Aut.2018	Sp.2019	Diff. Sp.2019 - Aut.2018	Sp.2019	Diff. Sp.2019 - Aut.2018	Sp.2019	Diff. Sp.2019 - Aut.2018		Sp.2019	Diff. Sp.2019 - Aut.2018	Sp.2019	Diff. Sp.2019 - Aut.2018
EU28		23	1	42	0	17	-1	5	-1	13	65	1	22	-2
EURO AREA		22	0	42	0	18	0	5	-1	13	64	0	23	-1
NON-EURO AREA		24	2	42	-1	15	-3	5	1	14	66	1	20	-2
BE		25	6	49	-4	18	-4	3	0	5	74	2	21	-4
BG		27	0	37	1	14	2	5	-2	17	64	1	19	0
CZ		22	5	43	1	17	-5	5	-1	13	65	6	22	-6
DK		36	0	37	-2	14	0	4	1	9	73	-2	18	1
DE		24	-7	41	-1	17	4	4	1	14	65	-8	21	5
EE		10	-3	39	0	21	1	4	-1	26	49	-3	25	0
IE		34	5	41	-5	13	3	1	-2	11	75	0	14	1
EL		30	6	43	4	18	-6	6	-3	3	73	10	24	-9
ES		27	4	44	3	13	-3	5	0	11	71	7	18	-3
FR		17	-2	41	1	20	-1	6	-1	16	58	-1	26	-2
HR		27	-6	47	3	15	3	7	1	4	74	-3	22	4
IT		18	5	39	-3	22	-1	10	-2	11	57	2	32	-3
CY		39	5	42	4	10	-3	4	-5	5	81	9	14	-8
CY (tcc)		24	3	30	-1	15	1	14	1	17	54	2	29	2
LV		17	-1	40	0	18	-2	6	0	19	57	-1	24	-2
LT		19	0	45	2	14	-3	3	0	19	64	2	17	-3
LU		16	-1	46	11	18	-5	2	-1	18	62	10	20	-6
HU		27	-1	41	4	18	-3	5	-1	9	68	3	23	-4
MT		28	-9	37	-1	7	-2	1	-1	27	65	-10	8	-3
NL		18	-3	50	3	16	0	2	-1	14	68	0	18	-1
AT		27	-4	43	2	17	0	5	1	8	70	-2	22	1
PL		25	2	51	3	10	-3	1	-2	13	76	5	11	-5
PT		22	4	45	-1	18	-2	1	0	14	67	3	19	-2
RO		27	6	43	-5	17	-3	6	2	7	70	1	23	-1
SI		20	1	41	6	21	-4	9	-1	9	61	7	30	-5
SK		18	0	43	-2	18	-4	7	4	14	61	-2	25	0
FI		26	0	45	-3	17	1	2	0	10	71	-3	19	1
SE		30	1	38	3	20	-4	7	0	5	68	4	27	-4
UK		18	1	37	-4	17	-2	6	1	22	55	-3	23	-1
AL		15	-10	64	11	20	0	1	0	0	79	1	21	0
MK		35	3	27	0	18	-3	13	0	7	62	3	31	-3
ME		32	10	35	-10	21	6	10	-3	2	67	0	31	3
RS		22	2	41	0	19	-3	10	4	8	63	2	29	1
TR		35	16	32	-3	19	-7	4	-6	10	67	13	23	-13



































QC2.5 For each of the following statements, please tell me whether you totally agree, tend to agree, tend to disagree or totally disagree.

Public money should be used to stimulate private sector investment at EU level (%)



































		Totally agree		Tend to agree		Tend to disagree		Totally disagree		Don't know	Total 'Agree'		Total 'Disagree'	
		Sp.2019	Diff. Sp.2019 - Aut.2018	Sp.2019	Diff. Sp.2019 - Aut.2018	Sp.2019	Diff. Sp.2019 - Aut.2018	Sp.2019	Diff. Sp.2019 - Aut.2018	Sp.2019	Sp.2019	Diff. Sp.2019 - Aut.2018	Sp.2019	Diff. Sp.2019 - Aut.2018
EU28		18	1	41	1	19	-2	9	0	13	59	2	28	-2
EURO AREA		19	1	42	1	19	-1	9	0	11	61	2	28	-1
NON-EURO AREA		17	2	38	0	19	-3	9	-1	17	55	2	28	-4
BE		19	5	51	-4	21	-2	5	1	4	70	1	26	-1
BG		20	1	39	5	12	-1	7	-2	22	59	6	19	-3
CZ		14	1	41	3	22	0	8	-2	15	55	4	30	-2
DK		12	0	33	3	27	1	12	-2	16	45	3	39	-1
DE		27	-2	45	1	15	1	4	0	9	72	-1	19	1
EE		12	-5	43	5	14	0	3	-1	28	55	0	17	-1
IE		21	1	45	-1	16	2	5	-2	13	66	0	21	0
EL		28	-4	45	-5	15	6	7	4	5	73	-9	22	10
ES		18	3	34	1	18	-5	20	6	10	52	4	38	1
FR		11	2	34	-1	23	0	13	-4	19	45	1	36	-4
HR		28	-5	49	4	12	1	5	0	6	77	-1	17	1
IT		20	3	49	1	16	-2	6	-1	9	69	4	22	-3
CY		40	-5	37	1	17	8	2	-2	4	77	-4	19	6
LV		23	-1	39	-2	14	0	5	0	19	62	-3	19	0
LT		22	-2	47	4	12	-1	4	-1	15	69	2	16	-2
LU		14	2	48	7	14	-2	4	-1	20	62	9	18	-3
HU		26	-3	44	7	15	-4	8	0	7	70	4	23	-4
MT		17	-14	44	1	11	4	1	-1	27	61	-13	12	3
NL		8	1	34	7	32	-5	14	-1	12	42	8	46	-6
AT		17	-4	42	-1	20	0	12	4	9	59	-5	32	4
PL		25	5	51	-1	12	-1	1	-1	11	76	4	13	-2
PT		15	2	43	-3	21	1	6	3	15	58	-1	27	4
RO		23	8	37	-6	21	-3	9	3	10	60	2	30	0
SI		27	-2	45	3	16	0	5	1	7	72	1	21	1
SK		14	-1	43	2	19	-4	7	1	17	57	1	26	-3
FI		12	1	37	-4	29	0	7	-1	15	49	-3	36	-1
SE		8	0	32	2	30	0	21	-2	9	40	2	51	-2
UK		10	1	28	-2	23	-4	13	-2	26	38	-1	36	-6

QD1.1 Please tell me how attached you feel to...

Your city/ town/ village (%)



































		Very attached		Fairly attached		Not very attached		Not at all attached		Don't know	Total 'Attached'		Total 'Not attached'	
		Sp.2019	Diff. Sp.2019 - Aut.2018	Sp.2019	Diff. Sp.2019 - Aut.2018	Sp.2019	Diff. Sp.2019 - Aut.2018	Sp.2019	Diff. Sp.2019 - Aut.2018		Sp.2019	Diff. Sp.2019 - Aut.2018	Sp.2019	Diff. Sp.2019 - Aut.2018
EU28		54	3	35	-3	8	-1	2	0	1	89	0	10	-1
EURO AREA		53	4	36	-3	8	-1	3	0	0	89	1	11	-1
NON-EURO AREA		56	1	33	-2	8	0	2	0	1	89	-1	10	0
BE		41	6	46	-4	11	-2	2	0	0	87	2	13	-2
BG		71	-2	23	1	4	0	1	0	1	94	-1	5	0
CZ		43	4	45	-4	8	-1	3	1	1	88	0	11	0
DK		60	4	29	-2	10	-1	1	-1	0	89	2	11	-2
DE		58	7	33	-8	7	0	2	1	0	91	-1	9	1
EE		56	4	34	0	9	-3	1	-1	0	90	4	10	-4
IE		65	1	27	-3	6	1	2	1	0	92	-2	8	2
EL		79	2	18	-2	3	1	0	-1	0	97	0	3	0
ES		68	11	26	-9	5	-2	1	0	0	94	2	6	-2
FR		42	2	40	1	12	-2	6	-1	0	82	3	18	-3
HR		61	-1	32	1	6	0	1	0	0	93	0	7	0
IT		48	-1	43	-1	7	1	2	1	0	91	-2	9	2
CY		76	7	19	-5	4	-2	1	0	0	95	2	5	-2
CY (tcc)		67	-5	20	-2	10	5	2	1	1	87	-7	12	6
LV		68	4	24	-2	5	-2	2	0	1	92	2	7	-2
LT		55	3	31	-2	13	2	1	-3	0	86	1	14	-1
LU		49	6	40	-1	8	-4	1	-3	2	89	5	9	-7
HU		57	-2	35	2	6	-1	2	1	0	92	0	8	0
MT		54	-3	26	-2	14	4	5	1	1	80	-5	19	5
NL		33	3	39	0	23	-2	5	-1	0	72	3	28	-3
AT		60	-5	35	5	4	0	1	0	0	95	0	5	0
PL		61	-5	31	2	7	2	1	1	0	92	-3	8	3
PT		52	-6	47	8	1	-1	0	-1	0	99	2	1	-2
RO		60	7	34	-7	5	0	1	0	0	94	0	6	0
SI		68	7	25	-2	6	-4	1	-1	0	93	5	7	-5
SK		56	0	39	1	3	-1	1	1	1	95	1	4	0
FI		50	9	38	-6	10	-3	1	-1	1	88	3	11	-4
SE		43	-2	39	1	15	1	3	0	0	82	-1	18	1
UK		54	5	32	-5	11	1	2	-1	1	86	0	13	0
AL		73	6	20	-9	7	3	0	0	0	93	-3	7	3
MK		63	-5	29	6	5	-1	3	0	0	92	1	8	-1
ME		78	0	16	-1	2	-1	4	3	0	94	-1	6	2
RS		48	3	33	-8	15	4	4	1	0	81	-5	19	5
TR		71	5	23	-4	4	-2	1	0	1	94	1	5	-2

QD1.2 Please tell me how attached you feel to...
(OUR COUNTRY) (%)



































		Very attached		Fairly attached		Not very attached		Not at all attached		Don't know	Total 'Attached'		Total 'Not attached'	
		Sp.2019	Diff. Sp.2019 - Aut.2018	Sp.2019	Diff. Sp.2019 - Aut.2018	Sp.2019	Diff. Sp.2019 - Aut.2018	Sp.2019	Diff. Sp.2019 - Aut.2018	Sp.2019	Sp.2019	Diff. Sp.2019 - Aut.2018	Sp.2019	Diff. Sp.2019 - Aut.2018
EU28		57	3	35	-2	6	-1	2	0	0	92	1	8	-1
EURO AREA		57	4	35	-3	6	-1	2	0	0	92	1	8	-1
NON-EURO AREA		59	2	33	-1	6	-1	2	0	0	92	1	8	-1
BE		37	8	50	-3	10	-6	3	1	0	87	5	13	-5
BG		74	1	21	-2	4	1	1	0	0	95	-1	5	1
CZ		43	1	48	1	6	-3	3	1	0	91	2	9	-2
DK		88	4	11	-4	1	0	0	0	0	99	0	1	0
DE		61	7	33	-7	5	0	1	0	0	94	0	6	0
EE		67	4	30	-3	3	0	0	-1	0	97	1	3	-1
IE		70	-3	25	0	4	2	1	1	0	95	-3	5	3
EL		83	-1	16	1	1	0	0	0	0	99	0	1	0
ES		58	10	29	-9	8	-1	5	0	0	87	1	13	-1
FR		59	1	34	2	5	-2	2	-1	0	93	3	7	-3
HR		55	1	34	-2	9	2	2	-1	0	89	-1	11	1
IT		44	-1	46	0	8	1	1	0	1	90	-1	9	1
CY		82	9	16	-5	2	-2	0	-2	0	98	4	2	-4
CY (tcc)*		69	-2	19	-2	7	2	4	2	1	88	-4	11	4
LV		75	4	19	-1	4	-2	2	0	0	94	3	6	-2
LT		63	6	28	-5	8	1	1	-2	0	91	1	9	-1
LU		55	1	38	2	4	-5	1	0	2	93	3	5	-5
HU		60	0	34	-1	5	0	1	1	0	94	-1	6	1
MT		66	-6	26	2	6	3	1	0	1	92	-4	7	3
NL		46	2	41	-1	12	0	1	-1	0	87	1	13	-1
AT		66	0	27	-1	6	1	1	0	0	93	-1	7	1
PL		65	-1	31	1	3	0	1	0	0	96	0	4	0
PT		51	-2	48	1	1	1	0	0	0	99	-1	1	1
RO		54	5	36	0	8	-6	2	1	0	90	5	10	-5
SI		68	8	27	-5	4	-3	1	0	0	95	3	5	-3
SK		51	-3	45	5	2	-2	1	0	1	96	2	3	-2
FI		69	7	27	-8	3	0	1	1	0	96	-1	4	1
SE		62	1	32	-1	5	0	1	0	0	94	0	6	0
UK		54	2	34	-2	9	0	2	0	1	88	0	11	0
AL		66	7	19	-14	14	7	1	0	0	85	-7	15	7
MK		51	-11	31	6	9	2	8	2	1	82	-5	17	4
ME		63	5	27	-8	5	1	5	3	0	90	-3	10	4
RS		42	0	37	-5	16	3	4	2	1	79	-5	20	5
TR		71	3	24	-3	3	-1	1	1	1	95	0	4	0

*CY(tcc): Our community

QD1.3 Please tell me how attached you feel to...
The European Union (%)






























		Very attached		Fairly attached		Not very attached		Not at all attached		Don't know	Total 'Attached'		Total 'Not attached'	
		Sp.2019	Diff. Sp.2019 - Aut.2018	Sp.2019	Diff. Sp.2019 - Aut.2018	Sp.2019	Diff. Sp.2019 - Aut.2018	Sp.2019	Diff. Sp.2019 - Aut.2018	Sp.2019	Sp.2019	Diff. Sp.2019 - Aut.2018	Sp.2019	Diff. Sp.2019 - Aut.2018
EU28		18	4	42	0	27	-3	11	-1	2	60	4	38	-4
EURO AREA		18	4	42	-2	28	-1	10	-1	2	60	2	38	-2
NON-EURO AREA		18	4	39	1	27	-4	13	-2	3	57	5	40	-6
BE		16	2	44	-3	32	2	8	0	0	60	-1	40	2
BG		20	4	34	2	27	-1	15	-4	4	54	6	42	-5
CZ		7	3	29	4	39	-1	23	-4	2	36	7	62	-5
DK		17	5	43	6	29	-7	9	-4	2	60	11	38	-11
DE		25	7	46	-6	21	-1	6	1	2	71	1	27	0
EE		13	3	44	3	33	-5	8	-1	2	57	6	41	-6
IE		24	6	42	-6	25	-2	6	0	3	66	0	31	-2
EL		7	1	32	0	42	3	19	-4	0	39	1	61	-1
ES		24	6	45	-3	23	-2	7	1	1	69	3	30	-1
FR		17	1	40	4	27	-2	14	-3	2	57	5	41	-5
HR		15	4	30	-9	37	3	17	2	1	45	-5	54	5
IT		10	2	41	0	34	2	13	-4	2	51	2	47	-2
CY		12	7	38	4	41	2	9	-12	0	50	11	50	-10
CY (tcc)		14	-3	29	-2	22	-1	30	8	5	43	-5	52	7
LV		33	7	40	-1	17	-2	7	-4	3	73	6	24	-6
LT		16	4	43	-1	27	-4	10	-2	4	59	3	37	-6
LU		33	8	47	-2	14	-2	3	-3	3	80	6	17	-5
HU		24	5	45	4	25	-5	5	-4	1	69	9	30	-9
MT		19	0	41	-2	28	4	8	-2	4	60	-2	36	2
NL		11	5	39	2	39	-5	10	-1	1	50	7	49	-6
AT		20	2	39	5	31	0	9	-6	1	59	7	40	-6
PL		24	6	51	-2	19	-3	3	-2	3	75	4	22	-5
PT		7	2	55	4	33	-3	5	-3	0	62	6	38	-6
RO		20	5	43	4	26	-7	9	-2	2	63	9	35	-9
SI		21	7	41	1	29	-6	8	-2	1	62	8	37	-8
SK		22	9	46	1	22	-10	6	-1	4	68	10	28	-11
FI		9	4	41	4	35	-6	10	-4	5	50	8	45	-10
SE		11	1	39	-1	37	2	11	-2	2	50	0	48	0
UK		16	3	32	3	27	-8	21	1	4	48	6	48	-7
AL		12	-5	42	4	32	-1	13	3	1	54	-1	45	2
MK		20	-3	37	-1	21	0	19	3	3	57	-4	40	3
ME		20	14	34	9	26	-9	20	-9	0	54	23	46	-18
RS		5	1	17	2	38	-3	37	0	3	22	3	75	-3
TR		23	15	16	4	27	-8	29	-11	5	39	19	56	-19

QD1.4 Please tell me how attached you feel to...
Europe (%)

		Very attached		Fairly attached		Not very attached		Not at all attached		Don't know	Total 'Attached'		Total 'Not attached'	
		Sp.2019	Diff. Sp.2019 - Aut.2018	Sp.2019	Diff. Sp.2019 - Aut.2018	Sp.2019	Diff. Sp.2019 - Aut.2018	Sp.2019	Diff. Sp.2019 - Aut.2018	Sp.2019	Sp.2019	Diff. Sp.2019 - Aut.2018	Sp.2019	Diff. Sp.2019 - Aut.2018
EU28		21	3	46	-1	23	-1	8	-1	2	67	2	31	-2
EURO AREA		21	4	46	-2	24	0	8	-1	1	67	2	32	-1
NON-EURO AREA		23	4	44	-2	21	-3	10	1	2	67	2	31	-2
BE		18	4	51	-4	25	1	6	0	0	69	0	31	1
BG		22	1	36	0	26	2	12	-2	4	58	1	38	0
CZ		15	1	45	1	27	0	11	0	2	60	2	38	0
DK		31	5	50	-3	16	-2	2	0	1	81	2	18	-2
DE		28	5	51	-6	16	1	3	0	2	79	-1	19	1
EE		13	2	44	1	31	-5	9	1	3	57	3	40	-4
IE		25	6	48	-2	19	-5	6	1	2	73	4	25	-4
EL		8	1	33	-2	41	4	18	-3	0	41	-1	59	1
ES		24	6	46	-4	22	-1	7	0	1	70	2	29	-1
FR		21	2	41	1	25	1	11	-4	2	62	3	36	-3
HR		16	4	32	-9	34	3	17	3	1	48	-5	51	6
IT		12	2	45	-1	30	1	12	-2	1	57	1	42	-1
CY		13	7	41	4	38	0	8	-11	0	54	11	46	-11
CY (tcc)		20	1	19	-2	23	0	30	1	8	39	-1	53	1
LV		38	8	39	-1	14	-3	6	-4	3	77	7	20	-7
LT		22	7	45	-3	23	-3	8	-2	2	67	4	31	-5
LU		36	5	50	1	9	-4	2	-2	3	86	6	11	-6
HU		30	2	49	-3	17	0	3	0	1	79	-1	20	0
MT		23	-8	43	-4	24	10	5	1	5	66	-12	29	11
NL		18	4	49	-1	27	-3	5	0	1	67	3	32	-3
AT		24	3	50	6	20	-7	5	-2	1	74	9	25	-9
PL		25	4	52	-4	17	-1	3	0	3	77	0	20	-1
PT		8	2	52	-1	35	2	5	-3	0	60	1	40	-1
RO		21	2	45	5	24	-7	9	1	1	66	7	33	-6
SI		22	6	46	3	24	-6	7	-3	1	68	9	31	-9
SK		22	8	50	-2	19	-6	5	-1	4	72	6	24	-7
FI		22	6	54	1	18	-6	4	-1	2	76	7	22	-7
SE		26	1	54	1	16	0	3	-2	1	80	2	19	-2
UK		21	3	38	-2	22	-5	16	3	3	59	1	38	-2
AL		11	-6	43	3	34	2	12	2	0	54	-3	46	4
MK		23	-2	40	0	19	1	16	2	2	63	-2	35	3
ME		19	10	35	9	27	-11	19	-4	0	54	19	46	-15
RS		6	0	19	1	38	-2	33	0	4	25	1	71	-2
TR		18	10	18	7	27	-8	31	-11	6	36	17	58	-19






























QD2.1 For each of the following statements, please tell me to what extent it corresponds or not to your own opinion.

You feel you are a citizen of the EU (%)

		Yes, definitely		Yes, to some extent		No, not really		No, definitely not		Don't know	Total 'Yes'		Total 'No'	
		Sp.2019	Diff. Sp.2019 - Aut.2018	Sp.2019	Diff. Sp.2019 - Aut.2018	Sp.2019	Diff. Sp.2019 - Aut.2018	Sp.2019	Diff. Sp.2019 - Aut.2018		Sp.2019	Diff. Sp.2019 - Aut.2018	Sp.2019	Diff. Sp.2019 - Aut.2018
EU28		34	4	39	-2	18	-1	8	-1	1	73	2	26	-2
EURO AREA		35	5	40	-3	17	-1	7	-1	1	75	2	24	-2
NON-EURO AREA		32	4	37	-2	19	-1	10	-1	2	69	2	29	-2
BE		29	2	52	0	16	-2	3	0	0	81	2	19	-2
BG		19	1	33	0	26	1	20	-2	2	52	1	46	-1
CZ		21	2	37	0	25	0	16	-2	1	58	2	41	-2
DK		47	8	35	-4	14	-2	4	-1	0	82	4	18	-3
DE		53	10	35	-8	8	-1	3	-1	1	88	2	11	-2
EE		43	4	36	-6	15	2	5	0	1	79	-2	20	2
IE		46	3	39	-3	11	-1	3	0	1	85	0	14	-1
EL		16	2	41	3	26	-4	17	-1	0	57	5	43	-5
ES		48	9	39	-5	9	-2	4	-1	0	87	4	13	-3
FR		26	0	38	2	21	-1	14	-1	1	64	2	35	-2
HR		26	0	38	-2	26	1	10	1	0	64	-2	36	2
IT		16	0	41	-2	31	1	10	0	2	57	-2	41	1
CY		29	9	44	-1	20	-5	7	-3	0	73	8	27	-8
LV		40	4	36	-3	15	1	7	-2	2	76	1	22	-1
LT		36	3	44	0	14	-2	5	-1	1	80	3	19	-3
LU		63	7	30	-3	3	-4	1	-1	3	93	4	4	-5
HU		38	7	46	-3	12	-3	3	-2	1	84	4	15	-5
MT		35	0	46	-1	12	-2	3	0	4	81	-1	15	-2
NL		35	4	42	-2	17	-2	6	1	0	77	2	23	-1
AT		33	0	47	5	15	-2	5	-2	0	80	5	20	-4
PL		35	6	49	-1	12	-3	3	-1	1	84	5	15	-4
PT		31	12	53	-6	13	-4	3	-1	0	84	6	16	-5
RO		30	12	43	-7	18	-3	6	-3	3	73	5	24	-6
SI		35	7	42	-2	17	-6	6	1	0	77	5	23	-5
SK		33	6	47	-3	13	-4	5	1	2	80	3	18	-3
FI		40	3	45	1	12	-3	2	-1	1	85	4	14	-4
SE		42	-4	41	5	11	-2	6	2	0	83	1	17	0
UK		32	3	26	-3	24	0	16	0	2	58	0	40	0






























QD2.2 For each of the following statements, please tell me to what extent it corresponds or not to your own opinion.

You know what your rights are as a citizen of the EU (%)






























		Yes, definitely		Yes, to some extent		No, not really		No, definitely not		Don't know	Total 'Yes'		Total 'No'	
		Sp.2019	Diff. Sp.2019 - Aut.2018	Sp.2019	Diff. Sp.2019 - Aut.2018	Sp.2019	Diff. Sp.2019 - Aut.2018	Sp.2019	Diff. Sp.2019 - Aut.2018		Sp.2019	Diff. Sp.2019 - Aut.2018	Sp.2019	Diff. Sp.2019 - Aut.2018
EU28		15	3	42	-1	31	-1	11	-1	1	57	2	42	-2
EURO AREA		13	3	43	0	32	-1	11	-2	1	56	3	43	-3
NON-EURO AREA		18	3	41	0	28	-3	11	0	2	59	3	39	-3
BE		15	4	43	-2	36	-1	6	-1	0	58	2	42	-2
BG		8	0	31	-1	37	4	21	-4	3	39	-1	58	0
CZ		11	3	38	5	36	-3	14	-4	1	49	8	50	-7
DK		15	3	49	3	27	-5	8	0	1	64	6	35	-5
DE		16	3	54	-4	23	1	6	0	1	70	-1	29	1
EE		20	3	51	1	22	-4	6	1	1	71	4	28	-3
IE		26	5	43	-4	23	-3	7	2	1	69	1	30	-1
EL		9	1	38	2	39	0	14	-3	0	47	3	53	-3
ES		16	4	44	3	28	-4	11	-2	1	60	7	39	-6
FR		8	-1	30	-1	42	4	19	-3	1	38	-2	61	1
HR		13	4	36	-8	36	3	15	1	0	49	-4	51	4
IT		8	1	36	3	41	-1	14	-3	1	44	4	55	-4
CY		14	3	48	6	31	-5	7	-4	0	62	9	38	-9
LV		19	2	38	1	30	1	11	-3	2	57	3	41	-2
LT		18	0	52	5	22	-3	7	-1	1	70	5	29	-4
LU		27	9	52	-7	16	-4	2	0	3	79	2	18	-4
HU		20	-1	43	4	27	-4	9	0	1	63	3	36	-4
MT		11	5	53	5	23	-10	8	-2	5	64	10	31	-12
NL		11	2	49	3	34	-1	6	-3	0	60	5	40	-4
AT		18	-1	48	-2	25	0	7	2	2	66	-3	32	2
PL		25	6	45	-4	20	-4	7	1	3	70	2	27	-3
PT		10	3	49	2	34	-2	7	-3	0	59	5	41	-5
RO		16	4	40	2	31	-7	11	0	2	56	6	42	-7
SI		15	2	51	7	27	-7	6	-2	1	66	9	33	-9
SK		17	7	46	1	27	-7	9	0	1	63	8	36	-7
FI		20	4	54	-3	20	-3	3	0	3	74	1	23	-3
SE		13	-2	58	6	23	-3	6	0	0	71	4	29	-3
UK		18	2	37	-1	30	0	13	0	2	55	1	43	0

QD2.3 For each of the following statements, please tell me to what extent it corresponds or not to your own opinion.






























You would like to know more about your rights as a citizen of the EU (%)

		Yes, definitely		Yes, to some extent		No, not really		No, definitely not		Don't know	Total 'Yes'		Total 'No'	
		Sp.2019	Diff. Sp.2019 - Aut.2018	Sp.2019	Diff. Sp.2019 - Aut.2018	Sp.2019	Diff. Sp.2019 - Aut.2018	Sp.2019	Diff. Sp.2019 - Aut.2018		Sp.2019	Diff. Sp.2019 - Aut.2018	Sp.2019	Diff. Sp.2019 - Aut.2018
		EU28		28	3	40	-1	22	0		8	-1	2	68
EURO AREA		29	2	42	-1	20	0	7	-1	2	71	1	27	-1
NON-EURO AREA		26	4	37	-1	25	0	10	-1	2	63	3	35	-1
BE		28	0	43	-5	25	4	3	1	1	71	-5	28	5
BG		35	3	41	-1	10	1	8	-1	6	76	2	18	0
CZ		30	3	35	1	22	1	10	-4	3	65	4	32	-3
DK		30	3	33	0	26	0	9	-3	2	63	3	35	-3
DE		26	2	40	-3	23	1	8	0	3	66	-1	31	1
EE		22	-9	39	5	29	4	7	1	3	61	-4	36	5
IE		36	6	40	-4	20	1	2	-3	2	76	2	22	-2
EL		40	1	39	0	13	-3	8	2	0	79	1	21	-1
ES		41	3	39	1	13	-2	5	-1	2	80	4	18	-3
FR		27	-1	43	1	17	0	11	-1	2	70	0	28	-1
HR		28	2	42	2	20	-4	8	0	2	70	4	28	-4
IT		23	1	46	-3	19	0	8	1	4	69	-2	27	1
CY		71	-4	24	11	4	-3	1	-3	0	95	7	5	-6
LV		41	2	30	-1	18	-1	8	-1	3	71	1	26	-2
LT		29	0	43	0	21	0	6	0	1	72	0	27	0
LU		35	5	39	-4	16	-5	4	0	6	74	1	20	-5
HU		27	2	43	-2	22	1	6	-2	2	70	0	28	-1
MT		46	7	37	0	7	-6	5	-3	5	83	7	12	-9
NL		28	1	36	1	29	-2	6	0	1	64	2	35	-2
AT		28	3	39	-3	25	0	5	0	3	67	0	30	0
PL		23	4	46	-3	22	0	6	-1	3	69	1	28	-1
PT		23	6	55	-3	19	-2	3	0	0	78	3	22	-2
RO		35	13	40	-7	17	-2	6	-4	2	75	6	23	-6
SI		24	-2	39	6	26	-5	10	2	1	63	4	36	-3
SK		32	4	45	-1	14	-1	5	-1	4	77	3	19	-2
FI		20	0	36	-2	35	0	5	0	4	56	-2	40	0
SE		35	1	41	3	18	-1	5	-3	1	76	4	23	-4
UK		20	0	28	0	34	0	16	2	2	48	0	50	2


































QD3 Do you see yourself as...?
(%)

		(NATIONALITY) only		(NATIONALITY) and European		European and (NATIONALITY)		European only		None (SPONTANEOUS)	
		Sp.2019	Diff. Sp.2019 - Aut.2018	Sp.2019	Diff. Sp.2019 - Aut.2018	Sp.2019	Diff. Sp.2019 - Aut.2018	Sp.2019	Diff. Sp.2019 - Aut.2018	Sp.2019	Diff. Sp.2019 - Aut.2018
EU28		33	0	55	0	8	-1	2	0	1	0
EURO AREA		30	0	58	0	8	0	2	0	1	-1
NON-EURO AREA		39	-1	49	0	8	-1	2	1	1	0
BE		28	4	55	-2	14	-2	2	0	1	0
BG		45	-2	42	0	6	-1	1	0	2	1
CZ		37	-1	55	2	5	-3	2	1	1	1
DK		37	-1	58	2	3	-1	2	1	0	0
DE		22	-1	60	0	13	1	3	1	0	-2
EE		37	0	58	2	3	-3	1	1	1	0
IE		37	-3	57	2	4	1	1	0	0	0
EL		48	1	49	-1	2	-1	0	0	1	1
ES		17	-1	65	1	9	1	5	0	3	0
FR		36	0	56	3	4	-3	2	0	1	-1
HR		37	4	56	-3	6	1	1	0	0	-2
IT		37	3	52	-5	7	0	1	1	1	0
CY		34	-10	59	8	5	1	1	0	1	1
LV		39	-5	48	3	10	2	2	0	0	0
LT		44	-2	49	2	6	1	1	0	0	-1
LU		10	-4	67	8	16	-2	5	-2	1	-1
HU		24	0	65	1	10	-1	1	0	0	0
MT		23	-10	74	10	2	-1	0	0	1	1
NL		25	1	63	-2	9	0	2	0	1	1
AT		36	-6	50	7	10	-1	2	0	2	0
PL		28	-2	59	-4	10	4	2	1	0	0
PT		27	-8	72	10	1	-1	0	0	0	0
RO		30	-10	60	10	6	-1	1	0	2	1
SI		30	-1	63	5	5	-1	0	-2	1	-1
SK		28	-3	61	1	7	1	2	1	0	-1
FI		33	-1	61	0	4	0	1	0	0	0
SE		28	-4	64	2	5	0	1	1	2	1
UK		53	3	32	-2	10	-4	2	0	1	1


































QD3 Do you see yourself as...?
(%)

		Refusal (SPONTANEOUS)		Don't know		Total 'European'		Total 'More European than National'		Total 'More National than European'	
		Sp.2019	Diff. Sp.2019 - Aut.2018	Sp.2019	Sp.2019	Diff. Sp.2019 - Aut.2018	Sp.2019	Diff. Sp.2019 - Aut.2018	Sp.2019	Diff. Sp.2019 - Aut.2018	
EU28		0	0	1	65	-1	10	-1	88	0	
EURO AREA		0	0	1	68	0	10	0	88	0	
NON-EURO AREA		0	0	1	59	0	10	0	88	-1	
BE		0	0	0	71	-4	16	-2	83	2	
BG		2	2	2	49	-1	7	-1	87	-2	
CZ		0	0	0	62	0	7	-2	92	1	
DK		0	0	0	63	2	5	0	95	1	
DE		0	-1	2	76	2	16	2	82	-1	
EE		0	0	0	62	0	4	-2	95	2	
IE		0	0	1	62	3	5	1	94	-1	
EL		0	0	0	51	-2	2	-1	97	0	
ES		0	-1	1	79	2	14	1	82	0	
FR		0	0	1	62	0	6	-3	92	3	
HR		0	0	0	63	-2	7	1	93	1	
IT		1	1	1	60	-4	8	1	89	-2	
CY		0	0	0	65	9	6	1	93	-2	
LV		0	0	1	60	5	12	2	87	-2	
LT		0	0	0	56	3	7	1	93	0	
LU		0	0	1	88	4	21	-4	77	4	
HU		0	0	0	76	0	11	-1	89	1	
MT		0	0	0	76	9	2	-1	97	0	
NL		0	0	0	74	-2	11	0	88	-1	
AT		0	0	0	62	6	12	-1	86	1	
PL		0	0	1	71	1	12	5	87	-6	
PT		0	0	0	73	9	1	-1	99	2	
RO		0	0	1	67	9	7	-1	90	0	
SI		0	-1	1	68	2	5	-3	93	4	
SK		0	0	2	70	3	9	2	89	-2	
FI		0	0	1	66	0	5	0	94	-1	
SE		0	0	0	70	3	6	1	92	-2	
UK		1	1	1	44	-6	12	-4	85	1	

QD4a Which of the following do you think is the most positive result of the EU? Firstly?
(%)

		Peace among the Member States of the EU		The free movement of people, goods and services within the EU		The euro		Student exchange programmes such as ERASMUS		The Common Agricultural Policy		The economic power of the EU	
		Sp.2019	Diff. Sp.2019 - Aut.2018	Sp.2019	Diff. Sp.2019 - Aut.2018	Sp.2019	Diff. Sp.2019 - Aut.2018	Sp.2019	Diff. Sp.2019 - Aut.2018	Sp.2019	Diff. Sp.2019 - Aut.2018	Sp.2019	Diff. Sp.2019 - Aut.2018
EU28		33	0	27	0	8	-1	6	-1	3	1	6	0
EURO AREA		35	0	24	1	10	-1	7	0	2	0	5	-1
NON-EURO AREA		30	0	34	0	3	-2	6	1	3	-1	6	0
BE		32	5	21	1	12	-5	11	2	1	-1	5	-3
BG		22	3	47	-2	3	1	3	0	2	1	8	1
CZ		36	2	33	-1	3	1	7	0	2	-1	7	1
DK		50	0	21	1	1	-1	4	1	2	0	3	2
DE		55	3	18	-3	9	1	2	-1	1	0	4	-2
EE		29	0	36	-4	10	-1	7	3	1	0	4	0
IE		20	2	35	-4	14	-6	6	0	6	1	8	3
EL		34	4	31	2	7	-1	7	0	1	0	5	-1
ES		26	-1	28	5	9	-2	5	-3	4	2	8	0
FR		40	-2	15	0	11	0	8	-2	2	1	3	0
HR		15	-3	48	6	5	0	7	0	2	0	12	0
IT		17	-4	23	-1	9	-3	13	0	3	0	10	3
CY		36	4	26	-4	6	-1	10	2	2	0	6	1
CY (tcc)		20	-2	21	0	10	1	9	1	3	0	14	1
LV		23	-2	40	0	7	1	11	4	2	0	2	-2
LT		33	0	47	3	4	-1	5	-2	2	0	3	0
LU		46	-5	20	2	13	2	4	0	1	0	2	0
HU		16	-1	40	8	5	-4	10	0	4	-2	10	0
MT		25	-5	25	9	14	-2	14	1	1	0	4	-2
NL		36	-5	34	3	12	2	3	2	1	0	3	-1
AT		28	0	27	3	10	-2	4	0	2	-2	10	0
PL		30	1	32	-4	2	-3	6	1	6	1	7	1
PT		15	2	49	4	7	-2	9	2	1	0	6	-3
RO		14	-1	34	3	5	-4	8	1	7	-2	11	-1
SI		29	0	28	2	17	-1	7	-1	2	1	6	0
SK		23	-1	38	2	15	-1	6	-1	2	1	5	-1
FI		30	-3	36	3	15	3	4	0	1	0	1	0
SE		46	-4	38	8	1	0	3	-1	1	0	1	-1
UK		35	2	32	-2	2	-1	4	-1	2	0	3	0
AL		6	1	48	6	8	-1	4	0	6	3	6	1
MK		18	-4	34	-3	6	1	4	1	3	1	18	4
ME		25	0	24	-2	9	0	12	3	4	-1	7	-2
RS		16	-3	29	-1	10	1	5	1	3	0	12	-1
TR		10	5	11	2	3	-2	6	-3	3	-2	24	0


































QD4a Which of the following do you think is the most positive result of the EU? Firstly?
(%)

		The political and diplomatic influence of the EU in the rest of the world		The level of social welfare (healthcare, education, pensions) in the EU		Other (SPONTANEOUS)		None (SPONTANEOUS)		Don't know
		Sp.2019	Diff. Sp.2019 - Aut.2018	Sp.2019	Diff. Sp.2019 - Aut.2018	Sp.2019	Diff. Sp.2019 - Aut.2018	Sp.2019	Diff. Sp.2019 - Aut.2018	
EU28		5	0	5	0	1	0	3	0	3
EURO AREA		5	0	5	0	1	0	4	1	2
NON-EURO AREA		5	0	5	1	1	0	3	0	4
BE		6	0	10	0	1	0	1	1	0
BG		6	0	4	-1	0	0	1	-1	4
CZ		3	0	3	-3	3	2	2	-1	1
DK		9	0	6	0	1	-1	1	-1	2
DE		5	2	4	2	1	1	0	-3	1
EE		2	1	5	0	1	0	2	0	3
IE		2	-1	5	3	1	1	1	0	2
EL		7	1	1	-1	1	0	6	-3	0
ES		6	2	6	-1	1	0	3	-2	4
FR		2	-2	8	1	1	0	7	4	3
HR		3	-1	7	0	0	0	1	-1	0
IT		8	0	4	1	0	-1	7	2	6
CY		4	1	5	1	1	0	4	-2	0
CY (tcc)		5	1	8	-2	1	0	5	0	4
LV		2	0	7	-1	1	-1	2	1	3
LT		1	0	4	1	0	-1	1	0	0
LU		3	1	4	-5	1	1	2	1	4
HU		4	-1	5	1	1	1	2	-1	3
MT		3	0	5	-1	3	2	2	1	4
NL		5	-2	3	-1	1	0	1	1	1
AT		9	2	5	-2	1	0	3	0	1
PL		4	0	7	1	1	1	1	-1	4
PT		4	0	3	1	1	0	2	-1	3
RO		8	2	7	2	1	1	1	-1	4
SI		4	2	3	-2	1	0	3	-1	0
SK		2	0	4	0	0	0	2	0	3
FI		5	0	5	-3	1	1	1	0	1
SE		5	-3	2	0	1	1	1	0	1
UK		4	-1	3	0	2	-1	7	2	6
AL		5	-4	17	-6	0	0	0	0	0
MK		4	2	9	0	2	0	1	-1	1
ME		4	1	7	1	1	-1	5	1	2
RS		5	2	9	3	1	0	7	0	3
TR		9	-5	22	9	3	-4	3	-1	6

QD4T Which of the following do you think is the most positive result of the EU? Firstly? And then?

(%)


































(MAX. 3 ANSWERS)

		Peace among the Member States of the EU		The free movement of people, goods and services within the EU		The euro		Student exchange programmes such as ERASMUS		The Common Agricultural Policy		The economic power of the EU	
		Sp.2019	Diff. Sp.2019 - Aut.2018	Sp.2019	Diff. Sp.2019 - Aut.2018	Sp.2019	Diff. Sp.2019 - Aut.2018	Sp.2019	Diff. Sp.2019 - Aut.2018	Sp.2019	Diff. Sp.2019 - Aut.2018	Sp.2019	Diff. Sp.2019 - Aut.2018
EU28		54	-1	60	1	24	-2	26	1	11	0	23	0
EURO AREA		55	-2	58	2	32	0	26	1	9	0	22	-1
NON-EURO AREA		52	0	63	-1	9	-3	26	1	15	0	24	1
BE		58	2	56	5	41	0	28	-2	8	-3	21	-1
BG		48	2	76	3	12	2	25	5	11	0	29	0
CZ		62	3	68	1	7	1	34	-2	8	-4	26	-1
DK		74	3	57	-4	5	-2	19	1	12	1	19	7
DE		74	0	63	-1	37	3	16	2	6	-2	26	-2
EE		54	1	73	-1	40	2	26	2	6	-2	16	1
IE		41	-4	68	-4	44	-7	27	3	20	-2	30	3
EL		63	8	68	3	19	-1	25	1	5	-1	23	-2
ES		45	-2	60	12	24	-4	21	-2	12	4	24	-3
FR		60	-3	44	-1	31	-2	31	1	9	2	13	-1
HR		40	-7	77	4	16	1	33	5	11	-3	38	1
IT		35	-3	53	1	24	-4	38	0	12	-1	24	0
CY		66	8	61	-5	18	-4	32	3	9	1	19	0
CY (tcc)		34	-1	36	1	20	3	16	1	8	1	24	1
LV		43	-6	68	1	28	3	37	3	8	-3	12	-1
LT		65	3	82	1	15	1	36	0	14	0	18	-3
LU		67	-6	61	0	43	2	21	0	4	-2	15	0
HU		37	3	73	14	17	-5	38	3	17	-1	30	-1
MT		47	0	57	5	45	9	39	-4	5	-2	19	1
NL		62	-3	73	3	46	3	14	3	8	1	19	0
AT		47	-1	59	11	38	5	23	-1	13	-4	30	-5
PL		53	-1	62	-8	8	-4	22	0	23	2	26	3
PT		41	1	82	9	39	8	28	6	5	1	24	-3
RO		32	2	59	-1	22	-7	31	1	24	0	34	2
SI		56	5	63	3	47	1	29	2	10	0	21	-5
SK		40	-8	72	1	41	-5	35	2	12	3	20	-3
FI		59	-5	65	-3	46	4	25	5	4	0	9	1
SE		74	-2	74	2	5	-3	30	6	7	0	11	-1
UK		55	1	58	-2	5	-3	24	2	9	-2	19	0
AL		14	0	75	-1	22	-3	15	4	19	2	21	-2
MK		42	-3	64	-5	19	4	15	1	11	4	41	-2
ME		37	-4	49	-5	21	-2	29	4	12	-4	23	-2
RS		36	-3	57	-3	20	-1	18	1	10	0	34	1
TR		23	8	32	4	9	-2	13	-9	15	2	50	5

QD4T Which of the following do you think is the most positive result of the EU? Firstly? And then?

(%)






























(MAX. 3 ANSWERS)

		The political and diplomatic influence of the EU in the rest of the world		The level of social welfare (healthcare, education, pensions) in the EU		Other (SPONTANEOUS)		None (SPONTANEOUS)		Don't know
		Sp.2019	Diff. Sp.2019 - Aut.2018	Sp.2019	Diff. Sp.2019 - Aut.2018	Sp.2019	Diff. Sp.2019 - Aut.2018	Sp.2019	Diff. Sp.2019 - Aut.2018	
EU28		21	0	18	0	2	0	7	0	3
EURO AREA		21	0	18	0	2	0	6	-1	3
NON-EURO AREA		22	1	19	0	2	-1	7	0	4
BE		20	-4	25	-3	2	-1	2	1	0
BG		23	2	13	-5	1	0	3	-1	4
CZ		17	0	19	-3	5	2	6	1	1
DK		35	4	31	-5	3	-1	3	-1	2
DE		23	2	15	3	2	1	1	-3	1
EE		13	1	17	-2	2	1	4	-1	3
IE		13	-1	16	4	2	1	2	0	2
EL		28	1	9	0	3	0	11	-3	0
ES		20	3	24	3	2	0	8	-2	4
FR		13	-6	24	1	2	0	11	3	3
HR		19	1	27	3	1	0	4	1	0
IT		23	-2	13	-1	2	-1	10	1	6
CY		19	4	26	4	2	-1	6	-3	1
CY (tcc)		14	-2	30	2	2	-1	9	-1	3
LV		15	0	20	0	3	0	7	1	3
LT		15	-1	19	0	1	-1	2	-1	1
LU		14	-1	17	-6	2	0	3	1	4
HU		20	-1	17	-1	2	0	3	-3	3
MT		11	0	19	-1	4	-1	3	1	4
NL		29	-2	17	-5	2	1	2	1	0
AT		32	1	23	-2	3	0	6	0	1
PL		21	2	19	-1	1	0	1	-2	5
PT		18	-2	13	-2	2	1	3	-1	3
RO		27	4	21	2	1	0	2	-1	4
SI		10	3	16	-3	2	-1	6	0	0
SK		12	-2	11	1	2	1	4	0	3
FI		26	-1	24	-9	1	0	3	0	1
SE		38	-3	20	1	3	2	4	-1	1
UK		18	-2	16	0	3	-3	14	0	6
AL		19	-3	64	-2	0	-1	0	0	0
MK		17	5	31	1	3	0	2	-2	1
ME		13	1	32	6	2	0	7	2	2
RS		20	4	26	2	2	0	9	0	3
TR		37	5	42	12	6	-3	4	-2	6

QD5 In your opinion, among the following subjects, which are those that most create a feeling of community among EU citizens?

(%)






























(MAX. 3 ANSWERS)

		History		Religion		Values		Geography		Languages		The rule of law		Sports		Inventions, science and technology		Economy	
		Sp.2019	Diff. Sp.2019 - Aut.2018	Sp.2019	Diff. Sp.2019 - Aut.2018	Sp.2019	Diff. Sp.2019 - Aut.2018	Sp.2019	Diff. Sp.2019 - Aut.2018	Sp.2019	Diff. Sp.2019 - Aut.2018	Sp.2019	Diff. Sp.2019 - Aut.2018	Sp.2019	Diff. Sp.2019 - Aut.2018	Sp.2019	Diff. Sp.2019 - Aut.2018	Sp.2019	Diff. Sp.2019 - Aut.2018
EU28		24	-1	8	-1	22	-2	19	0	12	0	19	-1	20	1	13	-1	22	-1
EURO AREA		25	0	8	-1	21	-4	19	-1	12	0	20	-1	20	1	13	0	23	0
NON-EURO AREA		22	-2	10	2	22	0	17	0	12	0	18	-1	20	1	14	-1	20	-3
BE		27	2	9	0	27	1	14	-2	16	1	16	-4	21	2	14	-2	25	-1
BG		25	1	11	3	26	2	32	0	7	1	11	2	9	2	12	-1	17	-1
CZ		32	-5	7	0	26	-2	14	-5	13	0	14	0	21	1	17	-1	15	-2
DK		30	-1	3	-3	28	2	21	2	12	3	19	-3	29	2	15	-1	20	0
DE		21	-2	8	0	23	-2	12	-2	12	2	31	2	20	3	13	-1	22	-1
EE		17	0	6	0	24	-2	18	-1	10	-1	14	-1	14	-4	13	-3	24	-2
IE		22	2	7	-3	21	0	13	-3	15	-1	13	-9	31	-3	12	-4	26	-5
EL		26	-3	13	-3	21	-5	25	-8	12	-1	10	-3	21	3	24	8	30	2
ES		22	0	3	0	19	1	18	0	8	-1	18	-3	17	0	6	0	26	-1
FR		31	0	9	0	22	-7	21	0	15	-1	14	-3	26	0	12	-1	17	1
HR		18	-7	10	-6	14	-2	18	-3	9	2	19	0	26	7	16	0	29	3
IT		23	-2	8	-5	17	-7	21	-1	10	-1	16	-2	15	1	15	0	23	-1
CY		10	-7	14	1	21	-2	8	0	11	-1	17	0	18	-5	12	-4	27	4
LV		16	0	7	1	12	-5	30	-1	15	-2	8	-2	23	-4	13	-1	22	0
LT		19	0	10	1	19	0	24	-1	12	-4	8	0	25	-3	23	0	25	-3
LU		31	2	6	0	31	4	15	-2	24	-4	15	-8	18	1	4	-4	21	4
HU		31	4	15	1	15	-2	20	-2	14	1	12	1	17	1	13	-2	23	-2
MT		19	1	5	-1	20	0	16	-2	19	0	32	0	17	5	13	0	15	-1
NL		31	1	4	-2	24	-2	38	-1	9	1	20	-2	24	5	19	1	33	-2
AT		26	-4	14	-1	31	-3	23	-4	17	-3	19	1	15	-3	16	-2	22	-1
PL		19	-6	9	1	23	1	17	0	13	0	17	-4	13	0	13	0	30	-2
PT		21	0	4	-2	21	-3	25	4	14	2	15	-5	14	4	11	1	17	-1
RO		16	2	14	2	14	-3	16	2	12	-6	18	4	21	3	15	-4	16	-4
SI		23	0	10	2	16	-1	18	-3	12	-4	11	3	35	-3	13	0	31	-1
SK		26	0	12	-1	16	-4	29	-1	13	1	13	-4	13	-3	11	3	17	-3
FI		25	0	6	-1	34	2	24	-4	9	1	33	0	14	-2	16	2	23	-2
SE		32	-5	4	1	31	2	30	-4	7	-1	25	-1	15	0	16	-2	16	-5
UK		22	1	9	3	22	-1	12	0	14	3	19	-2	25	1	13	-2	16	-4

QD5 In your opinion, among the following subjects, which are those that most create a feeling of community among EU citizens?

(%)






























(MAX. 3 ANSWERS)

		Healthcare and pensions		Solidarity with poorer regions		Culture		Education		Other (SPONTANEOUS)		None, such a feeling does not exist (SPONTANEOUS)		None (SPONTANEOUS)		Don't know	Total 'Healthcare, education and pensions'	
		Sp.2019	Diff. Sp.2019 - Aut.2018	Sp.2019	Diff. Sp.2019 - Aut.2018	Sp.2019	Diff. Sp.2019 - Aut.2018	Sp.2019	Diff. Sp.2019 - Aut.2018	Sp.2019	Diff. Sp.2019 - Aut.2018	Sp.2019	Diff. Sp.2019 - Aut.2018	Sp.2019	Diff. Sp.2019 - Aut.2018		Sp.2019	Diff. Sp.2019 - Aut.2018
EU28		10	N.A	13	-2	28	0	17	N.A	1	0	3	-1	2	0	4	25	11
EURO AREA		9	N.A	14	-1	28	-1	17	N.A	1	0	4	0	2	0	3	24	11
NON-EURO AREA		12	N.A	12	-2	26	-1	18	N.A	1	-1	2	-1	1	-1	6	28	11
BE		16	N.A	14	-5	27	1	18	N.A	2	0	2	0	0	0	1	30	4
BG		8	N.A	12	-2	23	-1	10	N.A	0	-1	4	-4	2	1	10	16	6
CZ		13	N.A	13	1	31	1	10	N.A	3	0	2	0	1	0	2	21	7
DK		8	N.A	14	0	31	-4	23	N.A	2	-1	1	0	1	-1	3	28	9
DE		6	N.A	16	2	30	0	20	N.A	1	0	5	-2	1	-1	2	25	15
EE		6	N.A	7	-1	28	-1	17	N.A	1	-1	7	0	2	1	7	22	9
IE		12	N.A	14	0	32	1	25	N.A	2	2	2	1	1	1	3	34	14
EL		4	N.A	10	0	38	0	15	N.A	1	-1	5	0	3	0	0	19	13
ES		11	N.A	12	-2	25	-1	17	N.A	0	-1	3	-1	3	1	5	25	11
FR		10	N.A	15	-1	28	-2	18	N.A	1	0	3	2	1	0	3	25	11
HR		11	N.A	17	0	24	2	17	N.A	0	0	3	-4	1	-1	2	25	12
IT		8	N.A	11	-7	26	-2	13	N.A	1	1	6	1	3	1	5	20	7
CY		8	N.A	13	0	40	4	25	N.A	1	0	5	-3	3	1	2	32	20
LV		8	N.A	7	-2	27	-8	21	N.A	3	1	1	-1	2	0	6	27	17
LT		7	N.A	9	-1	31	2	13	N.A	1	-1	3	1	1	0	5	18	7
LU		7	N.A	8	-6	30	-2	22	N.A	2	1	2	1	0	0	4	28	10
HU		16	N.A	14	2	28	3	13	N.A	1	1	1	-2	0	-1	4	27	9
MT		10	N.A	12	-1	32	2	18	N.A	2	1	1	-1	0	-1	4	26	5
NL		7	N.A	15	1	25	3	9	N.A	1	0	1	0	1	0	0	15	4
AT		10	N.A	12	3	31	-1	21	N.A	1	0	5	1	1	1	1	29	13
PL		13	N.A	13	-4	21	-5	15	N.A	1	0	2	-1	1	0	8	25	9
PT		6	N.A	16	-4	35	4	13	N.A	1	0	9	1	1	0	8	17	2
RO		16	N.A	19	0	20	0	19	N.A	0	0	4	0	1	0	5	32	9
SI		8	N.A	8	-2	25	2	20	N.A	2	0	4	0	1	0	2	26	14
SK		15	N.A	11	-1	24	-4	15	N.A	1	1	4	-2	1	0	4	29	17
FI		12	N.A	13	-3	24	-3	22	N.A	1	0	0	-1	1	1	3	30	4
SE		7	N.A	16	-1	31	3	22	N.A	2	0	1	-1	1	0	1	27	14
UK		12	N.A	8	-3	30	0	23	N.A	1	-3	2	0	2	-1	7	31	14

QD6 In the following list, which are the three most important values for you personally?

(%)






























(MAX. 3 ANSWERS)

		The rule of law		Respect for human life		Human rights		Individual freedom		Democracy		Peace		Equality	
		Sp.2019	Diff. Sp.2019 - Aut.2018	Sp.2019	Diff. Sp.2019 - Aut.2018	Sp.2019	Diff. Sp.2019 - Aut.2018	Sp.2019	Diff. Sp.2019 - Aut.2018	Sp.2019	Diff. Sp.2019 - Aut.2018	Sp.2019	Diff. Sp.2019 - Aut.2018	Sp.2019	Diff. Sp.2019 - Aut.2018
EU28		17	0	36	-1	42	1	26	1	29	0	45	-2	21	0
EURO AREA		16	0	36	-1	41	-1	26	2	30	0	47	-1	20	-1
NON-EURO AREA		20	0	37	-2	42	2	26	0	28	0	41	-2	23	1
BE		12	2	36	-3	37	-7	25	-4	29	0	45	0	19	-3
BG		26	-2	35	-3	36	1	35	4	17	2	52	6	11	1
CZ		21	2	25	-3	28	-3	45	3	29	-1	55	1	12	0
DK		16	-1	30	-2	52	5	22	-2	47	3	50	3	24	-3
DE		25	0	29	2	43	0	26	2	39	1	63	4	7	-1
EE		20	-3	36	0	46	2	21	1	16	-2	51	-8	13	1
IE		16	-1	45	-5	39	-6	34	2	24	-1	37	-5	31	1
EL		28	5	38	-1	45	2	23	-1	40	4	49	-4	23	-2
ES		17	0	39	-5	47	0	18	0	24	-6	37	-2	31	1
FR		11	2	45	1	42	-3	24	1	19	-1	48	-2	27	4
HR		20	6	35	-3	37	-1	39	3	21	1	40	-6	22	1
IT		8	-1	35	-2	33	-2	29	5	33	1	37	-3	17	-5
CY		16	-5	45	-3	54	-5	25	1	30	3	48	1	22	5
LV		12	0	38	-2	51	3	40	0	15	2	44	-7	14	-2
LT		7	0	43	1	47	0	41	3	19	-1	48	3	14	-1
LU		13	-3	42	-5	32	-11	22	0	25	2	52	2	14	-7
HU		9	-1	42	-1	32	0	32	-5	28	-2	44	-1	20	-2
MT		24	8	51	1	58	14	24	4	30	-2	37	-16	13	-4
NL		19	0	29	-2	40	1	31	5	33	1	43	-2	21	-2
AT		17	4	27	-3	36	0	42	-2	28	-5	47	-5	21	-2
PL		17	1	33	-1	42	2	18	-3	30	-3	41	-3	19	1
PT		11	0	44	2	45	5	17	-1	25	-1	36	-5	44	2
RO		11	0	33	6	32	-8	28	1	29	7	30	-3	22	-3
SI		12	3	38	0	48	2	36	1	16	2	53	-5	17	-2
SK		19	-3	25	-2	42	3	30	5	21	-4	46	-2	15	3
FI		33	3	38	0	47	3	24	0	22	0	48	-3	31	-1
SE		19	3	22	-3	63	4	18	-2	50	-1	42	-4	30	3
UK		25	-3	45	-4	47	7	26	1	23	0	39	-3	28	1

QD6 In the following list, which are the three most important values for you personally?

(%)






























(MAX. 3 ANSWERS)

		Solidarity, support for others		Tolerance		Religion		Self-fulfilment		Respect for other cultures		None (SPONTANEOUS)		Don't know
		Sp.2019	Diff. Sp.2019 - Aut.2018	Sp.2019	Diff. Sp.2019 - Aut.2018	Sp.2019	Diff. Sp.2019 - Aut.2018	Sp.2019	Diff. Sp.2019 - Aut.2018	Sp.2019	Diff. Sp.2019 - Aut.2018	Sp.2019	Diff. Sp.2019 - Aut.2018	
EU28		15	-1	16	0	6	0	8	-1	9	0	1	0	1
EURO AREA		17	-1	16	-1	5	0	9	0	10	1	1	0	1
NON-EURO AREA		12	0	15	1	7	0	7	-1	8	1	1	0	2
BE		21	1	28	6	5	2	13	2	11	2	0	0	1
BG		17	-2	13	-1	5	0	15	-1	4	-1	0	-1	1
CZ		10	1	13	0	3	0	9	1	3	0	1	0	0
DK		12	0	15	-2	2	0	3	1	16	4	0	-1	0
DE		11	1	15	-1	3	0	8	0	8	0	0	0	1
EE		9	0	18	0	3	0	18	1	16	2	1	1	2
IE		12	5	11	1	7	3	10	3	10	2	0	0	1
EL		19	-3	3	1	16	-3	4	0	6	0	0	0	0
ES		20	1	16	0	2	-1	5	0	11	4	0	-1	1
FR		24	-1	24	2	4	0	8	0	12	-2	0	0	1
HR		18	-2	14	0	9	-1	7	-1	6	-2	0	-1	0
IT		17	-3	10	-4	8	0	12	-1	10	2	3	1	2
CY		14	-2	2	0	16	0	1	1	11	0	0	-1	0
LV		12	0	9	1	5	-2	6	-1	15	0	0	0	2
LT		12	1	16	-2	7	-3	10	1	8	1	0	-1	1
LU		20	5	26	6	2	-1	5	2	14	-1	0	0	3
HU		16	0	10	0	6	0	20	3	4	1	1	0	0
MT		11	-4	7	-1	12	1	3	-2	3	0	1	0	2
NL		20	1	23	1	6	0	12	-1	16	1	0	0	0
AT		15	2	17	1	9	1	11	1	6	3	1	1	1
PL		10	-2	15	-1	10	-1	6	0	6	1	1	0	5
PT		26	-1	10	1	2	-1	18	2	5	-3	1	1	1
RO		21	3	12	2	11	-2	16	2	4	1	1	0	2
SI		14	-1	20	2	3	0	7	-1	6	0	1	0	1
SK		12	1	15	0	10	2	9	-1	4	-1	1	-1	2
FI		10	-1	16	-4	6	0	8	-1	6	0	0	0	1
SE		20	0	11	-1	3	1	4	-2	10	3	0	0	0
UK		7	1	18	4	5	0	4	-1	11	-1	1	0	1

QD7 In the following list, which values best represent the EU?

(%)






























(MAX. 3 ANSWERS)

		The rule of law		Respect for human life		Human rights		Individual freedom		Democracy		Peace		Equality	
		Sp.2019	Diff. Sp.2019 - Aut.2018	Sp.2019	Diff. Sp.2019 - Aut.2018	Sp.2019	Diff. Sp.2019 - Aut.2018	Sp.2019	Diff. Sp.2019 - Aut.2018	Sp.2019	Diff. Sp.2019 - Aut.2018	Sp.2019	Diff. Sp.2019 - Aut.2018	Sp.2019	Diff. Sp.2019 - Aut.2018
EU28		22	-1	15	0	34	0	16	0	35	0	42	0	13	1
EURO AREA		22	-2	15	0	34	0	15	-1	35	-1	45	0	12	1
NON-EURO AREA		22	0	15	0	34	0	16	-1	34	2	36	1	15	1
BE		23	-1	16	-2	48	3	15	-2	38	-1	44	-2	11	-4
BG		26	2	15	0	23	-1	18	3	35	2	46	6	4	0
CZ		17	2	12	-2	24	-1	17	0	32	-2	46	1	10	3
DK		26	0	12	-4	44	6	13	2	51	-1	55	7	18	3
DE		27	-3	11	1	34	-3	16	1	43	2	58	5	6	0
EE		23	2	15	1	38	0	12	-2	29	-3	45	0	6	-1
IE		19	-9	23	-2	39	0	26	3	40	5	31	-4	24	2
EL		11	-2	22	1	29	-1	21	-3	28	2	53	5	11	-2
ES		32	0	17	0	32	2	13	2	35	-3	34	3	15	3
FR		19	-1	15	1	38	-3	13	-2	26	-4	49	-2	11	1
HR		24	4	22	0	29	3	21	-2	32	-3	33	-2	14	3
IT		9	-5	17	-1	23	-1	17	-5	33	1	36	-2	16	2
CY		20	2	15	1	41	2	20	2	35	0	39	-1	13	3
LV		18	-2	15	0	44	-1	28	-1	30	2	31	-3	10	1
LT		10	-2	18	-4	42	4	28	2	35	3	45	6	10	0
LU		24	-1	17	1	35	-10	16	2	34	2	53	4	12	1
HU		17	3	19	2	28	0	24	1	30	3	32	1	13	0
MT		40	6	15	-4	32	6	16	0	27	-6	32	-1	18	5
NL		32	2	8	-2	43	0	11	0	46	-2	53	3	13	0
AT		28	-3	16	2	37	2	20	-4	33	-2	41	2	19	0
PL		15	-4	17	2	31	1	16	1	37	-3	37	4	17	1
PT		21	-2	22	0	32	7	12	3	31	-7	26	-1	17	4
RO		19	7	17	-1	30	-6	23	0	37	9	29	0	19	-1
SI		19	5	17	0	33	1	18	-1	33	3	44	-7	15	2
SK		16	-3	13	-1	28	1	19	3	30	-1	43	-8	11	2
FI		38	1	13	0	44	0	13	-1	37	0	51	-3	18	-1
SE		34	4	8	0	36	1	16	-2	48	-3	62	2	6	-1
UK		25	-2	15	0	40	-1	13	-2	30	5	30	-3	18	4






























QD7 In the following list, which values best represent the EU?

(%)

(MAX. 3 ANSWERS)






























		Solidarity, support for others		Tolerance		Religion		Self-fulfilment		Respect for other cultures		None (SPONTANEOUS)		Don't know
		Sp.2019	Diff. Sp.2019 - Aut.2018	Sp.2019	Diff. Sp.2019 - Aut.2018	Sp.2019	Diff. Sp.2019 - Aut.2018	Sp.2019	Diff. Sp.2019 - Aut.2018	Sp.2019	Diff. Sp.2019 - Aut.2018	Sp.2019	Diff. Sp.2019 - Aut.2018	
EU28		17	1	12	1	3	0	4	0	14	1	5	0	6
EURO AREA		18	1	11	1	3	0	4	0	15	1	5	0	5
NON-EURO AREA		16	0	13	0	4	1	4	-1	12	1	4	-1	8
BE		17	-3	16	4	4	0	5	0	16	2	1	0	1
BG		18	-2	11	0	3	0	9	0	11	-1	2	-3	9
CZ		22	-2	11	-1	3	-1	3	-1	14	0	7	2	4
DK		16	-3	7	-1	2	1	1	-2	11	0	2	-1	4
DE		20	3	10	2	2	0	3	0	12	3	2	-2	4
EE		20	1	11	-1	2	-1	6	1	18	2	3	0	8
IE		21	2	12	1	3	1	4	1	11	-4	1	0	4
EL		13	0	12	2	3	-1	8	-2	14	0	7	-3	4
ES		14	2	10	1	2	0	2	0	15	2	6	0	5
FR		18	3	11	-1	3	0	3	0	18	-3	6	1	7
HR		25	2	13	-1	5	-2	3	-1	20	-3	2	-3	2
IT		15	-1	13	0	4	-3	6	1	12	-1	8	0	8
CY		22	9	8	-1	2	-1	2	1	18	-6	5	-3	3
LV		18	2	7	0	4	0	4	0	16	-3	2	0	7
LT		18	-4	13	-1	4	0	3	-1	16	-2	1	-1	5
LU		20	3	10	-1	1	-2	4	2	21	1	1	-1	4
HU		21	-1	10	1	5	0	11	-1	11	3	4	-5	4
MT		22	4	13	-6	1	0	3	0	10	-6	2	-2	6
NL		32	3	8	-1	2	0	4	1	14	1	1	-1	1
AT		20	-1	12	0	5	0	8	1	14	1	4	1	2
PL		13	-2	18	-2	4	0	3	-2	10	0	2	-1	10
PT		22	-3	11	1	1	-1	3	0	27	5	2	-1	8
RO		23	1	16	4	6	-1	6	0	7	0	1	-1	5
SI		13	-1	14	2	6	1	3	0	16	2	6	0	3
SK		20	-1	10	-2	8	3	6	-1	7	-1	5	1	7
FI		10	-3	9	-2	3	1	3	0	19	4	2	-1	5
SE		19	-3	4	-2	1	1	5	2	7	0	4	1	2
UK		12	2	12	-1	4	2	4	1	14	0	7	1	10

QD8 In your opinion, in terms of shared values, are EU Member States...?
(%)

		Very close to each other		Fairly close to each other		Fairly distant from each other		Very distant from each other		Don't know	Total 'Close'		Total 'Distant'	
		Sp.2019	Diff. Sp.2019 - Aut.2018	Sp.2019	Diff. Sp.2019 - Aut.2018	Sp.2019	Diff. Sp.2019 - Aut.2018	Sp.2019	Diff. Sp.2019 - Aut.2018		Sp.2019	Diff. Sp.2019 - Aut.2018	Sp.2019	Diff. Sp.2019 - Aut.2018
EU28		4	0	50	1	31	-3	8	1	7	54	1	39	-2
EURO AREA		3	0	48	2	35	-3	8	0	6	51	2	43	-3
NON-EURO AREA		6	1	55	-1	25	-1	6	1	8	61	0	31	0
BE		3	0	47	6	43	-5	7	0	0	50	6	50	-5
BG		10	-2	51	3	22	1	6	-2	11	61	1	28	-1
CZ		9	-1	59	2	23	-1	6	0	3	68	1	29	-1
DK		2	-1	60	-3	30	4	5	0	3	62	-4	35	4
DE		3	0	48	-1	38	-1	5	0	6	51	-1	43	-1
EE		1	-2	54	3	30	-5	7	3	8	55	1	37	-2
IE		13	0	62	-2	16	0	4	3	5	75	-2	20	3
EL		4	1	45	5	37	-2	13	-2	1	49	6	50	-4
ES		3	-1	48	5	30	-9	12	3	7	51	4	42	-6
FR		2	1	38	3	40	-6	13	0	7	40	4	53	-6
HR		5	-1	57	3	26	0	9	-3	3	62	2	35	-3
IT		3	-1	50	1	31	-1	9	-1	7	53	0	40	-2
CY		5	1	41	2	38	-2	12	-3	4	46	3	50	-5
LV		2	0	30	1	50	1	14	-1	4	32	1	64	0
LT		2	-1	55	0	32	0	5	1	6	57	-1	37	1
LU		4	1	51	7	35	-9	6	-1	4	55	8	41	-10
HU		6	2	55	8	29	-6	7	-3	3	61	10	36	-9
MT		4	2	59	3	20	-5	3	0	14	63	5	23	-5
NL		2	1	54	0	38	1	4	-1	2	56	1	42	0
AT		12	2	49	-1	29	-2	5	0	5	61	1	34	-2
PL		6	2	64	1	17	-3	2	0	11	70	3	19	-3
PT		2	0	65	7	20	-5	3	-2	10	67	7	23	-7
RO		6	2	46	-2	30	0	7	-1	11	52	0	37	-1
SI		5	1	51	6	34	-5	7	0	3	56	7	41	-5
SK		8	1	65	2	18	-4	3	0	6	73	3	21	-4
FI		2	1	57	2	33	-4	3	-1	5	59	3	36	-5
SE		0	-1	44	-4	48	5	7	1	1	44	-5	55	6
UK		6	1	53	-3	24	-1	7	2	10	59	-2	31	1


































QD9.1 To what extent do you agree or disagree with each of the following statements?

Immigrants contribute a lot to (OUR COUNTRY) (%)

		Totally agree		Tend to agree		Tend to disagree		Totally disagree		Don't know	Total 'Agree'		Total 'Disagree'	
		Sp.2019	Diff. Sp.2019 - Aut.2018	Sp.2019	Diff. Sp.2019 - Aut.2018	Sp.2019	Diff. Sp.2019 - Aut.2018	Sp.2019	Diff. Sp.2019 - Aut.2018		Sp.2019	Diff. Sp.2019 - Aut.2018	Sp.2019	Diff. Sp.2019 - Aut.2018
EU28		14	1	38	1	25	-1	15	-2	8	52	2	40	-3
EURO AREA		11	1	39	1	27	-1	15	-2	8	50	2	42	-3
NON-EURO AREA		20	1	37	3	21	-1	15	-3	7	57	4	36	-4
BE		8	-1	39	-2	34	1	16	2	3	47	-3	50	3
BG		7	2	13	2	32	5	37	-10	11	20	4	69	-5
CZ		2	1	12	3	30	-1	53	-1	3	14	4	83	-2
DK		13	2	49	3	22	-5	10	-1	6	62	5	32	-6
DE		12	-2	42	2	27	-1	11	2	8	54	0	38	1
EE		2	1	13	0	40	1	35	-5	10	15	1	75	-4
IE		34	8	48	-5	10	-4	3	0	5	82	3	13	-4
EL		5	2	26	3	42	2	26	-5	1	31	5	68	-3
ES		16	4	50	4	19	-5	7	-3	8	66	8	26	-8
FR		11	1	31	-6	26	0	22	3	10	42	-5	48	3
HR		3	0	21	9	33	0	38	-9	5	24	9	71	-9
IT		7	1	33	3	33	2	21	-8	6	40	4	54	-6
CY		7	5	34	11	38	0	15	-18	6	41	16	53	-18
LV		1	0	10	1	36	2	44	-4	9	11	1	80	-2
LT		4	-1	35	7	38	-3	15	-3	8	39	6	53	-6
LU		22	-4	51	7	16	2	2	-6	9	73	3	18	-4
HU		10	4	17	4	28	4	41	-12	4	27	8	69	-8
MT		5	-2	36	-4	36	3	9	-5	14	41	-6	45	-2
NL		8	1	48	5	29	-5	8	-1	7	56	6	37	-6
AT		14	-1	46	9	20	-10	12	0	8	60	8	32	-10
PL		10	1	40	10	28	-7	11	-3	11	50	11	39	-10
PT		18	3	55	0	22	0	1	-1	4	73	3	23	-1
RO		13	3	33	1	29	-2	15	0	10	46	4	44	-2
SI		5	0	26	0	37	1	28	-1	4	31	0	65	0
SK		5	3	24	10	32	-7	29	-8	10	29	13	61	-15
FI		10	0	49	-2	27	1	8	-1	6	59	-2	35	0
SE		32	-10	52	4	11	4	4	2	1	84	-6	15	6
UK		33	-1	44	-1	11	1	5	0	7	77	-2	16	1


































QD9.2 To what extent do you agree or disagree with each of the following statements?

Overall, regarding your quality of life, it was better before (%)






























		Totally agree		Tend to agree		Tend to disagree		Totally disagree		Don't know	Total 'Agree'		Total 'Disagree'	
		Sp.2019	Diff. Sp.2019 - Aut.2018	Sp.2019	Diff. Sp.2019 - Aut.2018	Sp.2019	Diff. Sp.2019 - Aut.2018	Sp.2019	Diff. Sp.2019 - Aut.2018		Sp.2019	Diff. Sp.2019 - Aut.2018	Sp.2019	Diff. Sp.2019 - Aut.2018
EU28		19	1	31	0	31	-1	12	0	7	50	1	43	-1
EURO AREA		20	0	30	-1	32	0	12	0	6	50	-1	44	0
NON-EURO AREA		17	1	31	0	30	-1	11	0	11	48	1	41	-1
BE		21	3	40	-3	30	-2	7	2	2	61	0	37	0
BG		29	-2	31	2	23	3	7	-1	10	60	0	30	2
CZ		15	-1	28	-2	35	5	16	0	6	43	-3	51	5
DK		7	1	18	2	34	4	27	-10	14	25	3	61	-6
DE		10	-2	18	1	41	-2	26	2	5	28	-1	67	0
EE		8	-1	20	0	43	3	21	-1	8	28	-1	64	2
IE		19	4	34	-1	33	4	9	-2	5	53	3	42	2
EL		51	-8	34	6	12	2	2	0	1	85	-2	14	2
ES		19	5	37	-7	33	-1	5	0	6	56	-2	38	-1
FR		23	-3	32	1	31	2	7	-1	7	55	-2	38	1
HR		31	-6	38	1	22	7	6	0	3	69	-5	28	7
IT		30	3	39	-2	18	0	7	1	6	69	1	25	1
CY		40	-14	35	7	18	6	3	0	4	75	-7	21	6
CY (tcc)		43	4	34	8	11	-5	6	-4	6	77	12	17	-9
LV		23	4	20	-3	38	5	14	-2	5	43	1	52	3
LT		15	-5	28	-1	31	0	20	6	6	43	-6	51	6
LU		11	2	31	6	40	2	11	-10	7	42	8	51	-8
HU		26	3	36	0	31	1	5	-3	2	62	3	36	-2
MT		9	-7	27	0	46	11	8	-5	10	36	-7	54	6
NL		7	0	14	0	47	-3	27	3	5	21	0	74	0
AT		20	-2	30	-3	30	-3	16	7	4	50	-5	46	4
PL		14	1	35	1	35	-1	8	-2	8	49	2	43	-3
PT		10	-2	46	-4	35	6	6	0	3	56	-6	41	6
RO		22	6	36	-5	26	-3	9	0	7	58	1	35	-3
SI		20	-2	33	0	31	1	11	0	5	53	-2	42	1
SK		20	2	40	2	22	-7	7	1	11	60	4	29	-6
FI		5	-2	20	0	53	-1	16	1	6	25	-2	69	0
SE		9	1	17	1	37	4	33	-6	4	26	2	70	-2
UK		15	-1	30	1	28	-2	10	3	17	45	0	38	1
AL		19	0	60	-1	19	1	1	-1	1	79	-1	20	0
MK		43	1	29	-3	19	3	5	0	4	72	-2	24	3
ME		42	19	29	-12	20	-3	8	-2	1	71	7	28	-5
RS		20	-6	43	6	28	1	5	0	4	63	0	33	1
TR		35	8	36	0	20	-6	7	0	2	71	8	27	-6

QD9.3 To what extent do you agree or disagree with each of the following statements?

You understand well what is going on in today's world (%)






























		Totally agree		Tend to agree		Tend to disagree		Totally disagree		Don't know	Total 'Agree'		Total 'Disagree'	
		Sp.2019	Diff. Sp.2019 - Aut.2018	Sp.2019	Diff. Sp.2019 - Aut.2018	Sp.2019	Diff. Sp.2019 - Aut.2018	Sp.2019	Diff. Sp.2019 - Aut.2018		Sp.2019	Diff. Sp.2019 - Aut.2018	Sp.2019	Diff. Sp.2019 - Aut.2018
EU28		19	0	51	0	21	-1	6	0	3	70	0	27	-1
EURO AREA		18	0	51	-1	22	0	6	0	3	69	-1	28	0
NON-EURO AREA		22	3	52	1	18	-4	5	0	3	74	4	23	-4
BE		16	1	58	-1	22	0	3	0	1	74	0	25	0
BG		23	1	45	-3	20	-1	8	2	4	68	-2	28	1
CZ		9	2	38	6	38	-3	12	-5	3	47	8	50	-8
DK		34	6	54	-4	8	-2	2	0	2	88	2	10	-2
DE		22	-1	52	-5	18	4	5	1	3	74	-6	23	5
EE		15	0	63	1	15	-3	3	0	4	78	1	18	-3
IE		31	4	52	-8	10	1	4	1	3	83	-4	14	2
EL		24	2	54	0	18	-2	4	0	0	78	2	22	-2
ES		13	1	50	7	24	-7	10	-1	3	63	8	34	-8
FR		22	2	47	-2	23	0	6	1	2	69	0	29	1
HR		14	0	52	-1	24	-1	8	1	2	66	-1	32	0
IT		12	-2	48	-2	28	3	9	0	3	60	-4	37	3
CY		40	0	50	2	8	-1	2	-1	0	90	2	10	-2
CY (tcc)		38	-1	25	-12	15	2	13	8	9	63	-13	28	10
LV		21	4	45	-5	23	0	8	2	3	66	-1	31	2
LT		14	-1	60	5	22	-2	2	-3	2	74	4	24	-5
LU		15	-5	61	3	15	0	2	-2	7	76	-2	17	-2
HU		17	2	45	5	29	-6	8	-1	1	62	7	37	-7
MT		6	-3	50	-6	28	3	5	-2	11	56	-9	33	1
NL		28	3	59	-1	10	-2	2	1	1	87	2	12	-1
AT		19	-1	49	3	22	-2	7	-1	3	68	2	29	-3
PL		20	2	56	-1	18	-1	3	1	3	76	1	21	0
PT		9	2	51	4	33	-5	6	-1	1	60	6	39	-6
RO		17	5	51	4	23	-8	5	-3	4	68	9	28	-11
SI		17	-3	56	11	20	-8	6	1	1	73	8	26	-7
SK		13	3	49	7	24	-10	6	-2	8	62	10	30	-12
FI		23	1	64	1	11	-1	0	-1	2	87	2	11	-2
SE		28	-2	59	4	12	0	1	-1	0	87	2	13	-1
UK		26	2	52	0	13	-4	5	2	4	78	2	18	-2
AL		14	-1	65	2	20	0	1	-1	0	79	1	21	-1
MK		35	2	42	-1	15	-1	5	-1	3	77	1	20	-2
ME		35	17	40	-6	16	-9	8	-1	1	75	11	24	-10
RS		13	1	49	5	25	-7	10	0	3	62	6	35	-7
TR		33	12	41	0	14	-16	6	2	6	74	12	20	-14

QD9.4 To what extent do you agree or disagree with each of the following statements?
(OUR COUNTRY) should help refugees (%)

		Totally agree		Tend to agree		Tend to disagree		Totally disagree		Don't know	Total 'Agree'		Total 'Disagree'	
		Sp.2019	Diff. Sp.2019 - Aut.2018	Sp.2019	Diff. Sp.2019 - Aut.2018	Sp.2019	Diff. Sp.2019 - Aut.2018	Sp.2019	Diff. Sp.2019 - Aut.2018		Sp.2019	Diff. Sp.2019 - Aut.2018	Sp.2019	Diff. Sp.2019 - Aut.2018
EU28		22	1	47	-1	16	0	9	-1	6	69	0	25	-1
EURO AREA		22	2	49	-1	15	-1	8	-1	6	71	1	23	-2
NON-EURO AREA		23	1	44	1	17	0	10	-1	6	67	2	27	-1
BE		16	-3	52	-5	21	5	9	2	2	68	-8	30	7
BG		4	1	28	4	31	1	21	-11	16	32	5	52	-10
CZ		3	0	22	5	30	-1	40	-1	5	25	5	70	-2
DK		43	5	44	-5	7	0	4	1	2	87	0	11	1
DE		29	-2	52	0	10	1	3	-1	6	81	-2	13	0
EE		3	-2	42	3	28	1	20	-1	7	45	1	48	0
IE		35	7	49	-7	7	-1	3	-2	6	84	0	10	-3
EL		15	0	59	-1	15	-1	8	1	3	74	-1	23	0
ES		31	10	51	-7	9	-3	3	0	6	82	3	12	-3
FR		19	2	42	-6	18	2	15	2	6	61	-4	33	4
HR		10	1	46	-1	22	-2	18	2	4	56	0	40	0
IT		11	2	45	4	25	0	12	-7	7	56	6	37	-7
CY		20	-2	53	2	18	1	6	-1	3	73	0	24	0
LV		4	-1	36	7	27	-3	25	-4	8	40	6	52	-7
LT		5	0	46	4	29	-2	13	-3	7	51	4	42	-5
LU		17	-8	62	5	11	4	2	-2	8	79	-3	13	2
HU		11	3	32	9	27	-2	26	-8	4	43	12	53	-10
MT		12	-7	65	3	10	-4	2	0	11	77	-4	12	-4
NL		36	3	53	-2	7	-1	2	1	2	89	1	9	0
AT		23	2	49	1	13	-5	8	0	7	72	3	21	-5
PL		15	4	54	2	18	-3	5	-4	8	69	6	23	-7
PT		15	2	60	1	19	1	1	-1	5	75	3	20	0
RO		15	5	42	-4	24	0	12	0	7	57	1	36	0
SI		7	-1	45	12	25	-5	20	-4	3	52	11	45	-9
SK		5	1	37	11	30	-5	18	-9	10	42	12	48	-14
FI		13	-4	63	3	14	-1	5	0	5	76	-1	19	-1
SE		49	-11	39	5	8	4	3	1	1	88	-6	11	5
UK		33	-2	46	0	11	2	4	1	6	79	-2	15	3






























QD9.5 To what extent do you agree or disagree with each of the following statements?

People in (OUR COUNTRY) have a lot of things in common (%)

		Totally agree		Tend to agree		Tend to disagree		Totally disagree		Don't know	Total 'Agree'		Total 'Disagree'	
		Sp.2019	Diff. Sp.2019 - Aut.2018	Sp.2019	Diff. Sp.2019 - Aut.2018	Sp.2019	Diff. Sp.2019 - Aut.2018	Sp.2019	Diff. Sp.2019 - Aut.2018		Sp.2019	Diff. Sp.2019 - Aut.2018	Sp.2019	Diff. Sp.2019 - Aut.2018
EU28		20	1	57	0	17	0	3	-1	3	77	1	20	-1
EURO AREA		17	0	58	-1	18	0	4	0	3	75	-1	22	0
NON-EURO AREA		25	2	54	-2	15	0	3	0	3	79	0	18	0
BE		10	0	66	5	21	-3	2	-2	1	76	5	23	-5
BG		34	5	49	-2	12	-1	2	-2	3	83	3	14	-3
CZ		18	-4	59	8	17	-3	4	1	2	77	4	21	-2
DK		40	6	51	-3	7	-2	1	-1	1	91	3	8	-3
DE		19	-1	59	-3	16	2	3	1	3	78	-4	19	3
EE		16	-2	62	-1	14	0	2	0	6	78	-3	16	0
IE		40	1	50	-6	7	3	1	1	2	90	-5	8	4
EL		34	-3	54	2	11	2	1	-1	0	88	-1	12	1
ES		17	0	60	-2	16	0	3	0	4	77	-2	19	0
FR		10	0	55	3	24	-3	7	-1	4	65	3	31	-4
HR		25	-4	59	5	11	-3	4	1	1	84	1	15	-2
IT		17	1	53	-2	22	1	5	-1	3	70	-1	27	0
CY		33	-7	60	10	7	0	0	-2	0	93	3	7	-2
LV		20	3	54	-3	15	-3	6	2	5	74	0	21	-1
LT		15	-1	68	6	12	-4	1	-1	4	83	5	13	-5
LU		8	-1	60	7	23	-4	2	-4	7	68	6	25	-8
HU		22	1	48	-2	23	1	6	1	1	70	-1	29	2
MT		17	-26	68	18	5	0	0	-1	10	85	-8	5	-1
NL		15	1	63	-1	18	-1	2	1	2	78	0	20	0
AT		29	3	54	0	11	-2	3	-1	3	83	3	14	-3
PL		25	4	57	-4	13	0	2	0	3	82	0	15	0
PT		16	0	74	0	8	0	0	0	2	90	0	8	0
RO		27	1	48	-1	18	0	4	-1	3	75	0	22	-1
SI		16	-2	52	3	23	-2	7	0	2	68	1	30	-2
SK		21	-9	62	6	9	0	3	2	5	83	-3	12	2
FI		21	1	64	-1	12	0	1	0	2	85	0	13	0
SE		40	-5	52	5	6	0	1	0	1	92	0	7	0
UK		22	4	55	-3	15	-2	3	1	5	77	1	18	-1


































QD9.6 To what extent do you agree or disagree with each of the following statements?

People in the EU have a lot of things in common (%)






























		Totally agree		Tend to agree		Tend to disagree		Totally disagree		Don't know	Total 'Agree'		Total 'Disagree'	
		Sp.2019	Diff. Sp.2019 - Mar. 2019	Sp.2019	Diff. Sp.2019 - Mar. 2019	Sp.2019	Diff. Sp.2019 - Mar. 2019	Sp.2019	Diff. Sp.2019 - Mar. 2019		Sp.2019	Diff. Sp.2019 - Mar. 2019	Sp.2019	Diff. Sp.2019 - Mar. 2019
EU28		12	4	51	8	25	-9	6	-3	6	63	12	31	-12
EURO AREA		10	3	51	10	27	-10	7	-3	5	61	13	34	-13
NON-EURO AREA		16	6	51	4	20	-7	5	-3	8	67	10	25	-10
BE		8	3	53	12	32	-11	5	-5	2	61	15	37	-16
BG		16	1	46	7	22	-2	7	-2	9	62	8	29	-4
CZ		8	1	48	10	30	-4	10	-4	4	56	11	40	-8
DK		13	4	56	7	23	-9	4	-3	4	69	11	27	-12
DE		11	3	57	14	25	-13	3	-4	4	68	17	28	-17
EE		6	1	50	15	29	-13	5	-4	10	56	16	34	-17
IE		25	4	54	6	14	-8	3	-2	4	79	10	17	-10
EL		13	8	42	3	34	-4	10	-4	1	55	11	44	-8
ES		11	4	57	10	20	-11	6	-2	6	68	14	26	-13
FR		8	3	44	8	31	-10	10	-2	7	52	11	41	-12
HR		11	0	53	6	26	-2	7	-3	3	64	6	33	-5
IT		10	5	43	8	31	-7	10	-6	6	53	13	41	-13
CY		13	4	50	14	32	-7	2	-9	3	63	18	34	-16
LV		9	-1	48	10	27	-9	8	-1	8	57	9	35	-10
LT		8	-3	62	12	18	-10	3	0	9	70	9	21	-10
LU		5	2	57	14	27	-13	3	-6	8	62	16	30	-19
HU		18	8	44	-4	28	0	8	-2	2	62	4	36	-2
MT		5	-1	61	8	13	-13	1	-3	20	66	7	14	-16
NL		6	2	50	14	34	-10	6	-8	4	56	16	40	-18
AT		17	2	51	5	20	-6	9	-1	3	68	7	29	-7
PL		17	7	58	8	17	-8	2	-4	6	75	15	19	-12
PT		9	5	61	11	22	-11	3	-2	5	70	16	25	-13
RO		17	3	49	-1	22	-1	5	-1	7	66	2	27	-2
SI		8	4	48	13	33	-10	9	-5	2	56	17	42	-15
SK		14	1	58	8	17	-10	4	-2	7	72	9	21	-12
FI		7	3	60	12	24	-14	3	-2	6	67	15	27	-16
SE		20	-1	62	6	13	-5	4	0	1	82	5	17	-5
UK		15	8	47	0	19	-10	7	-1	12	62	8	26	-11

QD9.7 To what extent do you agree or disagree with each of the following statements?






























You have confidence in the future (%)

		Totally agree		Tend to agree		Tend to disagree		Totally disagree		Don't know	Total 'Agree'		Total 'Disagree'	
		Sp.2019	Diff. Sp.2019 - Aut.2018	Sp.2019	Diff. Sp.2019 - Aut.2018	Sp.2019	Diff. Sp.2019 - Aut.2018	Sp.2019	Diff. Sp.2019 - Aut.2018		Sp.2019	Diff. Sp.2019 - Aut.2018	Sp.2019	Diff. Sp.2019 - Aut.2018
EU28		21	3	48	-1	21	-2	7	0	3	69	2	28	-2
EURO AREA		20	2	49	0	21	-2	7	-1	3	69	2	28	-3
NON-EURO AREA		23	4	46	-3	21	-2	5	0	5	69	1	26	-2
BE		11	0	55	0	26	-1	7	1	1	66	0	33	0
BG		28	3	42	1	18	-2	6	-2	6	70	4	24	-4
CZ		11	1	50	5	26	-5	10	-2	3	61	6	36	-7
DK		44	0	47	4	7	-2	1	-1	1	91	4	8	-3
DE		25	-1	51	-2	18	1	4	1	2	76	-3	22	2
EE		11	-2	53	2	24	1	8	-1	4	64	0	32	0
IE		31	0	54	-4	9	2	2	1	4	85	-4	11	3
EL		5	1	24	2	42	3	28	-6	1	29	3	70	-3
ES		26	4	54	-2	14	-2	3	-1	3	80	2	17	-3
FR		14	4	45	5	27	-5	12	-4	2	59	9	39	-9
HR		14	-2	56	6	20	-3	7	-2	3	70	4	27	-5
IT		15	3	48	0	27	0	6	-3	4	63	3	33	-3
CY		11	5	32	0	38	5	17	-11	2	43	5	55	-6
CY (tcc)		27	3	20	-2	17	-1	21	4	15	47	1	38	3
LV		40	0	38	-2	11	0	7	1	4	78	-2	18	1
LT		6	-3	44	13	32	-9	13	-3	5	50	10	45	-12
LU		17	-1	57	1	15	-2	3	-2	8	74	0	18	-4
HU		27	2	49	-3	19	2	3	-1	2	76	-1	22	1
MT		16	-7	58	-2	13	3	1	1	12	74	-9	14	4
NL		33	3	52	-5	11	1	3	1	1	85	-2	14	2
AT		26	4	46	-3	19	-2	5	0	4	72	1	24	-2
PL		22	8	54	-6	16	-4	3	0	5	76	2	19	-4
PT		17	2	65	1	14	-3	1	-1	3	82	3	15	-4
RO		24	11	46	-6	21	-5	5	0	4	70	5	26	-5
SI		29	3	47	2	19	-1	4	-2	1	76	5	23	-3
SK		15	-3	52	2	21	1	5	0	7	67	-1	26	1
FI		32	1	56	-2	9	1	2	1	1	88	-1	11	2
SE		34	-4	50	2	13	2	3	0	0	84	-2	16	2
UK		19	1	39	-4	28	2	7	1	7	58	-3	35	3
AL		15	-6	61	4	21	2	3	1	0	76	-2	24	3
MK		36	-1	36	-3	18	2	8	2	2	72	-4	26	4
ME		54	14	32	-3	8	-8	6	-1	0	86	11	14	-9
RS		27	-2	50	1	14	-1	4	1	5	77	-1	18	0
TR		26	6	29	-6	31	0	12	1	2	55	0	43	1






























QD10a In your opinion, what is the current speed of building Europe? Please look at these figures. N°1 is standing still, N°7 is running as fast as possible. Choose the one which best corresponds with your opinion of the current speed of building Europe.
(%)

		1 Standstill		2		3		4		5		6	
		Sp.2019	Diff. Sp.2019 - Aut.2018	Sp.2019	Diff. Sp.2019 - Aut.2018	Sp.2019	Diff. Sp.2019 - Aut.2018	Sp.2019	Diff. Sp.2019 - Aut.2018	Sp.2019	Diff. Sp.2019 - Aut.2018	Sp.2019	Diff. Sp.2019 - Aut.2018
EU28		6	0	14	0	27	0	28	-1	13	0	3	0
EURO AREA		6	0	16	0	30	1	27	-1	11	-1	2	0
NON-EURO AREA		7	0	10	0	21	-1	29	0	16	0	5	1
BE		6	-2	19	8	28	-3	29	1	14	-5	1	0
BG		5	2	13	-1	24	3	27	-2	14	1	4	1
CZ		10	1	14	1	22	-2	28	0	13	1	3	-1
DK		2	-1	9	-3	30	1	39	6	13	0	2	0
DE		5	1	15	0	32	4	30	-1	10	-2	2	-1
EE		5	0	11	0	28	3	32	-3	10	0	2	1
IE		5	3	10	6	24	6	33	-4	16	-11	4	-2
EL		8	-1	17	-2	31	3	25	1	11	1	3	1
ES		3	0	15	-4	31	3	30	2	12	-1	2	1
FR		9	2	15	-1	30	-2	24	-4	10	1	3	2
HR		4	-1	13	2	26	3	26	-1	19	-2	6	-1
IT		8	-3	21	-1	29	2	21	-2	10	2	2	0
CY		9	2	13	0	24	-3	30	0	13	-2	3	1
LV		9	3	11	-1	27	-1	27	-3	15	1	2	0
LT		4	-1	11	-1	28	2	32	1	14	-2	2	-1
LU		6	2	12	3	23	-2	26	-7	11	-10	3	0
HU		4	-1	11	2	22	-1	31	0	21	1	4	-1
MT		1	0	7	-1	22	7	28	0	11	-5	2	-1
NL		2	-1	11	-1	35	1	35	3	11	-3	3	1
AT		10	-1	15	-2	28	3	26	3	13	-1	4	0
PL		2	0	6	0	15	-2	30	-3	26	3	9	2
PT		2	0	9	2	30	5	32	-5	13	0	3	2
RO		8	-1	11	0	23	0	28	1	16	3	4	2
SI		7	-1	15	3	24	-3	29	0	15	0	4	1
SK		5	0	10	-2	26	-1	29	-4	14	1	3	1
FI		3	1	9	-2	30	1	36	-2	15	0	2	1
SE		2	-2	12	1	32	2	36	2	13	-1	2	0
UK		13	3	10	-2	21	-3	26	0	11	-2	2	0






























QD10a In your opinion, what is the current speed of building Europe? Please look at these figures. N°1 is standing still, N°7 is running as fast as possible. Choose the one which best corresponds with your opinion of the current speed of building Europe.
(%)

		7 Runs as fast as possible		Don't know		Total 'Rather standstill' (1,2)		Total 'Moderate speed' (3,4,5)		Total 'Rather running' (6,7)		Average		
		Sp.2019	Diff. Sp.2019 - Aut.2018	Sp.2019	Sp.2019	Diff. Sp.2019 - Aut.2018	Sp.2019	Diff. Sp.2019 - Aut.2018	Sp.2019	Diff. Sp.2019 - Aut.2018	Sp.2019	Diff. Sp.2019 - Aut.2018	Sp.2019	Diff. Sp.2019 - Aut.2018
EU28		2	1	7	20	0	68	-1	5	1	3.5	0.1		
EURO AREA		2	1	6	22	0	68	-1	4	1	3.4	0.0		
NON-EURO AREA		2	0	10	17	0	66	-1	7	1	3.7	0.1		
BE		1	0	2	25	6	71	-7	2	0	3.3	-0.2		
BG		2	0	11	18	1	65	2	6	1	3.6	0.0		
CZ		3	1	7	24	2	63	-1	6	0	3.4	0.0		
DK		1	0	4	11	-4	82	7	3	0	3.6	0.0		
DE		2	1	4	20	1	72	1	4	0	3.4	-0.1		
EE		0	-1	12	16	0	70	0	2	0	3.4	-0.1		
IE		2	1	6	15	9	73	-9	6	-1	3.7	-0.4		
EL		1	-1	4	25	-3	67	5	4	0	3.3	0.1		
ES		1	-1	6	18	-4	73	4	3	0	3.4	0.0		
FR		2	1	7	24	1	64	-5	5	3	3.3	0.0		
HR		3	1	3	17	1	71	0	9	0	3.7	-0.1		
IT		1	0	8	29	-4	60	2	3	0	3.1	0.1		
CY		1	0	7	22	2	67	-5	4	1	3.4	-0.1		
LV		2	0	7	20	2	69	-3	4	0	3.5	0.0		
LT		2	1	7	15	-2	74	1	4	0	3.6	0.0		
LU		4	0	15	18	5	60	-19	7	0	3.6	-0.2		
HU		3	1	4	15	1	74	0	7	0	3.8	0.0		
MT		1	-3	28	8	-1	61	2	3	-4	3.7	-0.3		
NL		1	0	2	13	-2	81	1	4	1	3.6	0.1		
AT		2	-1	2	25	-3	67	5	6	-1	3.4	0.0		
PL		3	0	9	8	0	71	-2	12	2	4.3	0.2		
PT		0	0	11	11	2	75	0	3	2	3.6	0.0		
RO		2	-1	8	19	-1	67	4	6	1	3.6	0.1		
SI		3	1	3	22	2	68	-3	7	2	3.5	0.0		
SK		3	2	10	15	-2	69	-4	6	3	3.6	0.1		
FI		1	1	4	12	-1	81	-1	3	2	3.6	0.0		
SE		1	0	2	14	-1	81	3	3	0	3.6	0.1		
UK		2	1	15	23	1	58	-5	4	1	3.3	-0.1		

QD10b And which corresponds best to the speed you would like?
(%)






























		1 Standstill		2		3		4		5		6	
		Sp.2019	Diff. Sp.2019 - Aut.2018	Sp.2019	Diff. Sp.2019 - Aut.2018	Sp.2019	Diff. Sp.2019 - Aut.2018	Sp.2019	Diff. Sp.2019 - Aut.2018	Sp.2019	Diff. Sp.2019 - Aut.2018	Sp.2019	Diff. Sp.2019 - Aut.2018
EU28		2	0	3	0	6	0	17	0	28	-1	21	0
EURO AREA		2	0	3	1	6	0	16	-1	29	-1	22	0
NON-EURO AREA		3	0	3	0	6	-1	18	1	25	-2	19	1
BE		2	-3	4	-1	9	-1	24	3	39	4	12	-3
BG		1	0	2	1	4	-1	15	2	27	2	21	-1
CZ		4	1	3	0	9	-1	22	2	27	0	15	-2
DK		2	-1	3	-1	10	-2	25	-2	32	1	17	4
DE		1	0	3	0	6	-1	19	-1	35	1	21	2
EE		0	-1	3	1	9	1	31	5	31	-3	9	-3
IE		1	1	2	1	9	2	23	6	24	-2	22	-6
EL		0	-1	1	0	3	-1	10	3	23	-2	29	-2
ES		1	1	1	1	4	0	12	0	24	-5	29	1
FR		4	1	4	1	7	1	14	-3	27	-5	19	1
HR		2	0	3	1	8	1	13	1	23	-4	26	1
IT		2	1	4	1	5	-1	11	-2	27	3	25	-2
CY		1	1	1	0	3	1	13	8	27	4	27	-5
LV		2	0	2	-1	6	-1	16	1	28	2	19	-3
LT		1	0	3	1	7	-1	20	4	31	1	20	-3
LU		3	0	9	6	12	-1	20	-4	24	-5	11	-6
HU		0	0	2	1	5	0	19	1	36	4	21	-2
MT		0	0	0	-1	2	-3	11	-6	20	-3	20	2
NL		2	-1	5	2	11	2	25	2	34	-7	16	2
AT		4	-1	9	1	17	3	24	-4	24	0	11	-1
PL		0	-1	1	0	2	-2	16	0	29	0	25	3
PT		0	0	0	0	1	0	6	2	23	3	28	-6
RO		1	0	2	-1	6	-1	17	5	27	4	20	0
SI		2	1	2	-1	7	0	19	3	28	1	21	0
SK		2	1	2	1	6	1	22	3	31	5	16	-7
FI		2	1	4	0	12	2	26	-6	36	4	13	-1
SE		3	1	3	0	10	1	24	2	32	-6	17	2
UK		6	1	3	-3	7	0	18	0	19	-6	15	2

QD10b And which corresponds best to the speed you would like?
(%)






























		7 Runs as fast as possible		Don't know		Total 'Rather standstill' (1,2)		Total 'Moderate speed' (3,4,5)		Total 'Rather running' (6,7)		Average		
		Sp.2019	Diff. Sp.2019 - Aut.2018	Sp.2019	Sp.2019	Diff. Sp.2019 - Aut.2018	Sp.2019	Diff. Sp.2019 - Aut.2018	Sp.2019	Diff. Sp.2019 - Aut.2018	Sp.2019	Diff. Sp.2019 - Aut.2018	Sp.2019	Diff. Sp.2019 - Aut.2018
EU28		16	1	7	5	0	51	-1	37	1	5.1	0.0		
EURO AREA		16	1	6	5	1	51	-2	38	1	5.1	0.0		
NON-EURO AREA		16	0	10	6	0	49	-2	35	1	5.0	0.0		
BE		9	1	1	6	-4	72	6	21	-2	4.7	0.1		
BG		18	1	12	3	1	46	3	39	0	5.3	0.0		
CZ		11	-1	9	7	1	58	1	26	-3	4.7	-0.1		
DK		6	1	5	5	-2	67	-3	23	5	4.6	0.1		
DE		11	2	4	4	0	60	-1	32	4	5.0	0.1		
EE		5	0	12	3	0	71	3	14	-3	4.6	-0.1		
IE		14	-1	5	3	2	56	6	36	-7	5.0	-0.2		
EL		30	4	4	1	-1	36	0	59	2	5.7	0.0		
ES		24	1	5	2	2	40	-5	53	2	5.5	0.0		
FR		16	2	9	8	2	48	-7	35	3	5.0	0.0		
HR		23	1	2	5	1	44	-2	49	2	5.3	0.0		
IT		18	-1	8	6	2	43	0	43	-3	5.2	-0.1		
CY		22	-11	6	2	1	43	13	49	-16	5.5	-0.4		
LV		19	1	8	4	-1	50	2	38	-2	5.1	-0.1		
LT		13	-3	5	4	1	58	4	33	-6	5.0	-0.2		
LU		6	-3	15	12	6	56	-10	17	-9	4.3	-0.3		
HU		13	-3	4	2	1	60	5	34	-5	5.1	-0.1		
MT		21	4	26	0	-1	33	-12	41	6	5.6	0.3		
NL		6	0	1	7	1	70	-3	22	2	4.6	-0.1		
AT		8	2	3	13	0	65	-1	19	1	4.2	0.0		
PL		19	0	8	1	-1	47	-2	44	3	5.4	0.1		
PT		34	2	8	0	0	30	5	62	-4	5.9	-0.1		
RO		21	-7	6	3	-1	50	8	41	-7	5.2	-0.2		
SI		18	-3	3	4	0	54	4	39	-3	5.1	-0.1		
SK		13	-5	8	4	2	59	9	29	-12	4.9	-0.3		
FI		3	0	4	6	1	74	0	16	-1	4.5	0.0		
SE		8	1	3	6	1	66	-3	25	3	4.7	0.0		
UK		16	2	16	9	-2	44	-6	31	4	4.7	0.0		

QD11.1 For each of the following achievements of the EU, could you tell me whether you have benefited from it or not.

No/ less border controls when travelling abroad (%)






























		Has benefited		Has not benefited		Don't know
		Sp.2019	Diff. Sp.2019 - Sp.2018	Sp.2019	Diff. Sp.2019 - Sp.2018	Sp.2019
EU28		56	3	40	-3	4
EURO AREA		56	2	41	-2	3
NON-EURO AREA		55	2	40	-2	5
BE		63	0	35	0	2
BG		34	-1	61	2	5
CZ		63	0	35	2	2
DK		61	0	35	-1	4
DE		75	2	24	-2	1
EE		69	2	28	1	3
IE		70	4	27	-4	3
EL		37	4	62	-2	1
ES		38	5	59	-6	3
FR		48	-1	49	0	3
HR		44	8	56	-8	0
IT		38	1	53	0	9
CY		62	-1	37	2	1
LV		64	-1	31	-1	5
LT		55	-1	39	1	6
LU		76	-1	16	-2	8
HU		42	15	58	-14	0
MT		58	-6	32	2	10
NL		86	1	12	-1	2
AT		73	3	26	-3	1
PL		64	0	31	2	5
PT		57	14	40	-16	3
RO		38	-1	58	1	4
SI		68	1	31	-1	1
SK		73	4	19	-7	8
FI		70	5	27	-4	3
SE		75	6	24	-4	1
UK		55	1	36	-4	9

QD11.2 For each of the following achievements of the EU, could you tell me whether you have benefited from it or not.
Improved consumers rights when buying products or services in another EU country (%)

		Has benefited		Has not benefited		Don't know
		Sp.2019	Diff. Sp.2019 - Sp.2018	Sp.2019	Diff. Sp.2019 - Sp.2018	Sp.2019
EU28		40	3	54	-3	6
EURO AREA		37	4	57	-4	6
NON-EURO AREA		46	3	47	-3	7
BE		58	2	38	-3	4
BG		20	-2	72	3	8
CZ		43	-3	50	3	7
DK		47	3	46	-3	7
DE		46	5	49	-6	5
EE		48	3	45	0	7
IE		72	7	24	-8	4
EL		33	-2	66	3	1
ES		26	1	71	-2	3
FR		26	5	66	-8	8
HR		30	5	70	-5	0
IT		28	0	63	3	9
CY		58	-2	38	2	4
LV		48	4	44	-6	8
LT		42	-4	48	2	10
LU		57	-1	31	-1	12
HU		27	7	72	-7	1
MT		60	0	30	-4	10
NL		50	11	38	-11	12
AT		46	1	51	0	3
PL		58	-3	35	5	7
PT		41	12	56	-14	3
RO		31	-3	64	3	5
SI		47	4	52	-3	1
SK		66	4	24	-6	10
FI		49	7	45	-6	6
SE		41	6	52	-7	7
UK		51	7	40	-9	9






























QD11.3 For each of the following achievements of the EU, could you tell me whether you have benefited from it or not.

Cheaper calls when using a mobile phone in another EU country (%)






























		Has benefited		Has not benefited		Don't know
		Sp.2019	Diff. Sp.2019 - Sp.2018	Sp.2019	Diff. Sp.2019 - Sp.2018	
EU28		51	3	45	-3	4
EURO AREA		49	4	47	-4	4
NON-EURO AREA		55	1	40	-1	5
BE		75	4	23	-4	2
BG		31	1	63	0	6
CZ		56	-7	40	8	4
DK		72	8	26	-8	2
DE		64	6	34	-7	2
EE		60	7	35	-6	5
IE		75	4	22	-4	3
EL		35	1	64	2	1
ES		26	3	71	-4	3
FR		36	1	61	-1	3
HR		44	4	56	-4	0
IT		39	1	52	0	9
CY		67	4	31	-2	2
LV		51	2	42	-5	7
LT		53	0	39	-1	8
LU		76	3	16	-6	8
HU		38	12	61	-12	1
MT		63	-2	28	-2	9
NL		80	6	17	-5	3
AT		64	8	35	-8	1
PL		67	-1	29	4	4
PT		43	9	54	-11	3
RO		39	0	56	0	5
SI		67	4	33	-3	0
SK		75	2	17	-5	8
FI		64	5	34	-3	2
SE		80	3	19	-2	1
UK		53	0	39	-2	8

QD11.4 For each of the following achievements of the EU, could you tell me whether you have benefited from it or not.

Receiving medical assistance in another EU country (%)






























		Has benefited		Has not benefited		Don't know
		Sp.2019	Diff. Sp.2019 - Sp.2018	Sp.2019	Diff. Sp.2019 - Sp.2018	Sp.2019
EU28		26	1	68	-2	6
EURO AREA		23	2	72	-2	5
NON-EURO AREA		33	0	61	0	6
BE		45	1	51	-3	4
BG		8	-2	86	7	6
CZ		34	-7	60	8	6
DK		38	0	60	-1	2
DE		28	2	69	-3	3
EE		19	2	76	4	5
IE		41	1	56	-1	3
EL		14	2	85	0	1
ES		14	-1	83	0	3
FR		12	2	85	-4	3
HR		11	1	88	-1	1
IT		24	4	64	-2	12
CY		25	-3	72	4	3
LV		17	-1	75	-2	8
LT		23	-7	63	3	14
LU		53	3	40	-7	7
HU		14	1	86	1	0
MT		17	-13	74	10	9
NL		38	8	54	-5	8
AT		26	3	73	-2	1
PL		46	-4	46	6	8
PT		17	1	80	-3	3
RO		22	-2	73	1	5
SI		27	0	72	0	1
SK		48	-2	38	-4	14
FI		22	1	76	1	2
SE		26	1	72	-2	2
UK		37	5	56	-7	7

QD11.5 For each of the following achievements of the EU, could you tell me whether you have benefited from it or not.
Strengthened rights of air transport passengers in the EU (%)

		Has benefited		Has not benefited		Don't know
		Sp.2019	Diff. Sp.2019 - Sp.2018	Sp.2019	Diff. Sp.2019 - Sp.2018	Sp.2019
EU28		35	<i>1</i>	58	<i>-1</i>	7
EURO AREA		32	<i>1</i>	61	<i>-2</i>	7
NON-EURO AREA		42	<i>1</i>	50	<i>-1</i>	8
BE		50	<i>0</i>	45	<i>0</i>	5
BG		18	<i>2</i>	75	<i>0</i>	7
CZ		37	<i>1</i>	55	<i>1</i>	8
DK		35	<i>1</i>	55	<i>1</i>	10
DE		37	<i>-3</i>	58	<i>2</i>	5
EE		41	<i>6</i>	50	<i>0</i>	9
IE		67	<i>8</i>	29	<i>-8</i>	4
EL		26	<i>1</i>	71	<i>1</i>	3
ES		21	<i>1</i>	75	<i>-2</i>	4
FR		22	<i>4</i>	70	<i>-7</i>	8
HR		16	<i>4</i>	84	<i>-4</i>	0
IT		29	<i>-2</i>	61	<i>3</i>	10
CY		52	<i>1</i>	44	<i>-1</i>	4
LV		35	<i>2</i>	55	<i>-4</i>	10
LT		46	<i>3</i>	45	<i>-2</i>	9
LU		54	<i>7</i>	34	<i>-4</i>	12
HU		17	<i>3</i>	82	<i>-2</i>	1
MT		60	<i>2</i>	31	<i>-4</i>	9
NL		40	<i>5</i>	46	<i>-3</i>	14
AT		41	<i>7</i>	57	<i>-6</i>	2
PL		53	<i>-3</i>	39	<i>5</i>	8
PT		28	<i>5</i>	68	<i>-8</i>	4
RO		25	<i>-5</i>	69	<i>3</i>	6
SI		31	<i>6</i>	68	<i>-5</i>	1
SK		60	<i>6</i>	29	<i>-8</i>	11
FI		45	<i>4</i>	50	<i>-2</i>	5
SE		41	<i>4</i>	46	<i>-3</i>	13
UK		49	<i>3</i>	40	<i>-5</i>	11






























QD11.6 For each of the following achievements of the EU, could you tell me whether you have benefited from it or not.

Working in another EU country (%)

		Has benefited		Has not benefited		Don't know
		Sp.2019	Diff. Sp.2019 - Sp.2018	Sp.2019	Diff. Sp.2019 - Sp.2018	
EU28		21	-1	73	0	6
EURO AREA		17	-1	77	-1	6
NON-EURO AREA		30	-1	65	1	5
BE		33	-4	62	3	5
BG		15	1	80	3	5
CZ		30	-1	64	3	6
DK		14	-1	83	0	3
DE		16	-2	80	-1	4
EE		24	1	71	3	5
IE		40	2	58	-1	2
EL		16	0	84	2	0
ES		13	-2	84	1	3
FR		11	0	86	-2	3
HR		13	3	87	-3	0
IT		21	1	67	1	12
CY		24	0	74	3	2
LV		24	-4	69	2	7
LT		27	-9	62	7	11
LU		45	4	47	-8	8
HU		16	1	84	0	0
MT		15	-9	75	5	10
NL		15	-1	75	2	10
AT		18	0	81	0	1
PL		52	-6	41	8	7
PT		16	1	81	-3	3
RO		25	-2	71	1	4
SI		19	-3	80	4	1
SK		53	-1	36	-4	11
FI		12	-3	86	6	2
SE		17	0	81	0	2
UK		25	0	68	-2	7






























QD11.7 For each of the following achievements of the EU, could you tell me whether you have benefited from it or not.

Living in another EU country (%)

		Has benefited		Has not benefited		Don't know
		Sp.2019	Diff. Sp.2019 - Sp.2018	Sp.2019	Diff. Sp.2019 - Sp.2018	
EU28		22	0	73	0	5
EURO AREA		18	0	77	0	5
NON-EURO AREA		28	-1	66	1	6
BE		33	-2	62	2	5
BG		11	-2	83	6	6
CZ		26	-3	67	4	7
DK		15	0	83	0	2
DE		18	-1	78	-1	4
EE		23	0	72	4	5
IE		40	2	57	-3	3
EL		18	1	82	1	0
ES		15	-1	82	0	3
FR		11	0	86	-2	3
HR		12	3	88	-3	0
IT		23	4	65	-2	12
CY		27	-2	70	3	3
LV		26	-3	67	1	7
LT		27	-10	61	7	12
LU		55	2	38	-5	7
HU		13	2	86	-2	1
MT		18	-9	73	5	9
NL		12	-1	77	2	11
AT		19	2	80	-2	1
PL		48	-5	44	8	8
PT		16	0	81	-2	3
RO		26	-2	69	0	5
SI		31	2	69	-1	0
SK		51	2	36	-7	13
FI		12	-2	86	5	2
SE		20	2	79	0	1
UK		25	1	68	-3	7






























QD11.8 For each of the following achievements of the EU, could you tell me whether you have benefited from it or not.

Studying in another EU country (%)

		Has benefited		Has not benefited		Don't know
		Sp.2019	Diff. Sp.2019 - Sp.2018	Sp.2019	Diff. Sp.2019 - Sp.2018	
EU28		19	0	76	0	5
EURO AREA		16	0	79	0	5
NON-EURO AREA		24	-2	70	2	6
BE		32	-6	63	5	5
BG		8	0	86	4	6
CZ		29	-4	65	6	6
DK		8	-3	89	2	3
DE		13	-1	83	-1	4
EE		17	1	78	4	5
IE		34	3	63	-3	3
EL		17	-1	83	2	0
ES		11	-3	86	2	3
FR		10	2	87	-4	3
HR		6	-1	93	0	1
IT		25	5	63	-3	12
CY		35	0	63	1	2
LV		17	-5	76	3	7
LT		18	-9	70	7	12
LU		51	5	42	-8	7
HU		10	0	90	1	0
MT		16	-12	75	8	9
NL		15	1	74	0	11
AT		17	3	81	-4	2
PL		46	-4	47	8	7
PT		11	-1	86	-1	3
RO		19	0	77	0	4
SI		16	1	83	-1	1
SK		51	1	37	-6	12
FI		11	0	87	3	2
SE		13	-2	86	3	1
UK		20	0	72	-3	8






























QD12.1 Please tell me to what extent you agree or disagree with each of the following statements.

You are happy living in (OUR COUNTRY) (%)

		Totally agree		Tend to agree		Tend to disagree		Totally disagree		Not applicable (SPONTANEOUS)		Don't know	Total 'Agree'		Total 'Disagree'	
		Sp.2019	Diff. Sp.2019 - Sp.2018	Sp.2019	Diff. Sp.2019 - Sp.2018	Sp.2019	Diff. Sp.2019 - Sp.2018	Sp.2019	Diff. Sp.2019 - Sp.2018	Sp.2019	Diff. Sp.2019 - Sp.2018		Sp.2019	Diff. Sp.2019 - Sp.2018	Sp.2019	Diff. Sp.2019 - Sp.2018
EU28		55	4	36	-4	6	0	2	0	0	0	1	91	0	8	0
EURO AREA		57	4	36	-4	4	-1	2	0	0	0	1	93	0	6	-1
NON-EURO AREA		51	3	37	-3	8	0	3	0	0	0	1	88	0	11	0
BE		39	0	56	2	4	-1	1	-1	0	0	0	95	2	5	-2
BG		30	1	44	2	15	0	6	-3	1	0	4	74	3	21	-3
CZ		22	-2	64	2	11	0	3	1	0	-1	0	86	0	14	1
DK		94	3	6	-2	0	-1	0	0	0	0	0	100	1	0	-1
DE		66	2	30	-3	3	1	1	1	0	0	0	96	-1	4	2
EE		58	1	37	-1	3	-1	1	1	0	0	1	95	0	4	0
IE		70	-4	26	1	3	2	1	1	0	0	0	96	-3	4	3
EL		56	2	36	-1	7	0	1	-1	0	0	0	92	1	8	-1
ES		62	14	32	-9	3	-2	2	-3	0	0	1	94	5	5	-5
FR		54	3	40	-3	4	1	1	-1	0	0	1	94	0	5	0
HR		37	6	44	-10	13	1	4	2	0	0	2	81	-4	17	3
IT		39	2	44	-6	10	0	4	2	2	2	1	83	-4	14	2
CY		69	5	26	-4	4	0	1	0	0	0	0	95	1	5	0
LV		59	6	33	-3	5	-2	1	-2	0	0	2	92	3	6	-4
LT		38	13	49	-4	10	-5	2	-3	0	0	1	87	9	12	-8
LU		65	-8	30	7	1	-1	1	0	0	0	3	95	-1	2	-1
HU		20	7	49	-2	23	-1	7	-4	0	0	1	69	5	30	-5
MT		61	-3	29	-1	5	2	2	0	0	0	3	90	-4	7	2
NL		82	0	16	-1	2	1	0	0	0	0	0	98	-1	2	1
AT		71	-3	24	0	4	2	1	1	0	0	0	95	-3	5	3
PL		54	1	38	-1	6	1	1	0	0	-1	1	92	0	7	1
PT		47	5	50	-3	3	-1	0	-1	0	0	0	97	2	3	-2
RO		25	1	48	1	18	-2	7	1	1	0	1	73	2	25	-1
SI		62	3	30	-3	7	0	1	0	0	0	0	92	0	8	0
SK		49	-1	37	-2	4	-3	2	1	3	1	5	86	-3	6	-2
FI		76	9	22	-9	1	-1	0	0	0	0	1	98	0	1	-1
SE		83	0	15	0	2	0	0	0	0	0	0	98	0	2	0
UK		64	7	29	-7	3	-1	2	1	0	0	2	93	0	5	0






























QD12.2 Please tell me to what extent you agree or disagree with each of the following statements.

You are happy living in the EU (%)

		Totally agree		Tend to agree		Tend to disagree		Totally disagree		Not applicable (SPONTANEOUS)		Don't know	Total 'Agree'		Total 'Disagree'	
		Sp.2019	Diff. Sp.2019 - Sp.2018	Sp.2019	Diff. Sp.2019 - Sp.2018	Sp.2019	Diff. Sp.2019 - Sp.2018	Sp.2019	Diff. Sp.2019 - Sp.2018	Sp.2019	Diff. Sp.2019 - Sp.2018		Sp.2019	Diff. Sp.2019 - Sp.2018	Sp.2019	Diff. Sp.2019 - Sp.2018
EU28		32	4	42	-5	10	-2	6	0	3	1	7	74	-1	16	-2
EURO AREA		35	5	44	-4	10	-1	4	-1	3	1	4	79	1	14	-2
NON-EURO AREA		27	1	38	-5	12	-3	8	1	4	2	11	65	-4	20	-2
BE		30	1	59	4	8	-4	2	-1	0	-1	1	89	5	10	-5
BG		24	2	40	1	11	-4	9	0	5	1	11	64	3	20	-4
CZ		9	-2	46	-5	21	-1	14	5	3	1	7	55	-7	35	4
DK		65	9	25	-9	4	0	2	0	1	0	3	90	0	6	0
DE		45	5	41	-8	6	1	2	0	2	1	4	86	-3	8	1
EE		40	4	44	-5	6	0	4	1	0	-1	6	84	-1	10	1
IE		49	-2	39	0	6	2	2	0	1	0	3	88	-2	8	2
EL		15	-1	50	7	21	-3	10	-3	1	-1	3	65	6	31	-6
ES		48	19	39	-14	6	-3	3	0	2	-1	2	87	5	9	-3
FR		33	3	47	2	10	-2	5	-1	1	-1	4	80	5	15	-3
HR		20	6	55	2	15	-6	6	0	1	-1	3	75	8	21	-6
IT		15	1	43	-4	17	0	10	0	8	4	7	58	-3	27	0
CY		23	2	56	5	11	-1	6	0	2	-1	2	79	7	17	-1
LV		37	9	44	-2	8	-6	4	-1	0	-1	7	81	7	12	-7
LT		26	6	56	-3	7	-1	2	-1	1	-1	8	82	3	9	-2
LU		49	-6	43	3	2	0	1	0	0	-1	5	92	-3	3	0
HU		14	6	46	2	23	-6	8	0	1	-2	8	60	8	31	-6
MT		23	-8	38	-7	11	1	4	-4	2	1	22	61	-15	15	-3
NL		54	4	39	-2	4	-1	2	0	0	-1	1	93	2	6	-1
AT		36	5	40	0	12	0	6	-1	1	-2	5	76	5	18	-1
PL		33	5	51	-2	4	-4	2	0	1	-3	9	84	3	6	-4
PT		18	0	64	3	6	-5	1	-2	7	5	4	82	3	7	-7
RO		16	2	42	2	21	-4	10	0	3	2	8	58	4	31	-4
SI		36	-1	46	0	13	2	3	-1	1	0	1	82	-1	16	1
SK		30	5	46	-9	7	-3	4	1	4	2	9	76	-4	11	-2
FI		41	8	46	-2	5	-5	2	-1	1	0	5	87	6	7	-6
SE		59	1	31	2	4	-2	3	1	1	-1	2	90	3	7	-1
UK		27	0	26	-13	12	-2	11	0	6	4	18	53	-13	23	-2






























QE1.1 For each of the following areas, please tell me if you believe that more decision-making should take place at a European level or on the contrary that less decision-making should take place at a European level.

Fighting terrorism (%)

		More decision-making at a European level		Less decision-making at a European level		No change is needed (SPONTANEOUS)		Don't know
		Sp.2019	Diff. Sp.2019 - Sp.2018	Sp.2019	Diff. Sp.2019 - Sp.2018	Sp.2019	Diff. Sp.2019 - Sp.2018	
EU28		79	-2	13	1	3	0	5
EURO AREA		82	-2	11	0	3	1	4
NON-EURO AREA		74	-3	17	3	3	-1	6
BE		87	4	11	-2	1	-2	1
BG		78	-2	13	1	2	0	7
CZ		81	-1	15	1	1	-1	3
DK		87	4	8	0	3	-2	2
DE		87	-2	8	0	2	0	3
EE		76	-2	8	3	8	-2	8
IE		80	-3	15	4	1	-1	4
EL		82	-7	14	5	1	0	3
ES		88	-5	7	2	1	0	4
FR		81	2	12	-3	1	0	6
HR		78	-1	18	2	1	-1	3
IT		71	-5	19	3	5	3	5
CY		86	-8	9	6	4	2	1
LV		81	-4	9	1	1	-2	9
LT		84	-1	9	1	1	-1	6
LU		79	-8	8	2	2	-1	11
HU		75	-5	19	4	3	0	3
MT		75	-9	10	2	3	2	12
NL		91	6	5	-2	3	-3	1
AT		66	-4	23	1	8	2	3
PL		81	-3	11	-1	2	1	6
PT		85	-7	3	-2	8	7	4
RO		70	-4	23	3	2	-1	5
SI		82	6	12	-2	3	-3	3
SK		66	-5	22	0	4	2	8
FI		84	0	8	-1	3	0	5
SE		87	0	8	-1	3	1	2
UK		66	-4	21	6	3	-4	10






























QE1.2 For each of the following areas, please tell me if you believe that more decision-making should take place at a European level or on the contrary that less decision-making should take place at a European level.

Dealing with health and social security issues (%)

		More decision-making at a European level		Less decision-making at a European level		No change is needed (SPONTANEOUS)		Don't know
		Sp.2019	Diff. Sp.2019 - Sp.2018	Sp.2019	Diff. Sp.2019 - Sp.2018	Sp.2019	Diff. Sp.2019 - Sp.2018	
EU28		58	-2	33	2	3	-1	6
EURO AREA		60	-1	32	1	3	0	5
NON-EURO AREA		55	-3	35	4	3	-2	7
BE		72	4	26	0	1	-4	1
BG		58	-6	31	5	3	1	8
CZ		59	0	34	-2	2	0	5
DK		33	-4	54	9	8	-3	5
DE		57	-4	35	3	4	0	4
EE		38	-7	46	10	9	-2	7
IE		61	-6	33	7	1	-2	5
EL		63	-2	35	2	1	0	1
ES		77	-3	18	1	2	1	3
FR		52	1	38	-2	2	0	8
HR		68	3	27	-3	1	-1	4
IT		59	-4	31	3	4	2	6
CY		84	-7	11	4	4	3	1
LV		53	-7	38	5	1	-3	8
LT		60	0	33	-1	1	0	6
LU		66	-1	21	-1	2	-3	11
HU		68	-3	26	3	2	-1	4
MT		66	-6	17	-1	5	3	12
NL		52	4	36	-2	8	-2	4
AT		43	1	45	-3	10	3	2
PL		66	-1	26	0	2	0	6
PT		83	-6	8	1	5	4	4
RO		66	-4	26	3	3	-1	5
SI		63	5	30	-3	4	-1	3
SK		55	-3	31	-3	5	3	9
FI		32	3	57	-6	4	1	7
SE		25	-1	67	1	5	0	3
UK		47	-3	41	10	3	-5	9






























QE1.3 For each of the following areas, please tell me if you believe that more decision-making should take place at a European level or on the contrary that less decision-making should take place at a European level.

Promoting equal treatment of men and women (%)

		More decision-making at a European level		Less decision-making at a European level		No change is needed (SPONTANEOUS)		Don't know
		Sp.2019	Diff. Sp.2019 - Sp.2018	Sp.2019	Diff. Sp.2019 - Sp.2018	Sp.2019	Diff. Sp.2019 - Sp.2018	
EU28		71	<i>1</i>	20	<i>-1</i>	3	<i>-1</i>	6
EURO AREA		74	<i>1</i>	17	<i>-2</i>	4	<i>1</i>	5
NON-EURO AREA		64	<i>1</i>	25	<i>2</i>	3	<i>-4</i>	8
BE		83	<i>6</i>	15	<i>-2</i>	1	<i>-4</i>	1
BG		55	<i>-3</i>	28	<i>4</i>	5	<i>-1</i>	12
CZ		61	<i>-1</i>	31	<i>-1</i>	2	<i>0</i>	6
DK		62	<i>10</i>	28	<i>0</i>	6	<i>-8</i>	4
DE		78	<i>4</i>	14	<i>-5</i>	4	<i>1</i>	4
EE		41	<i>9</i>	37	<i>0</i>	12	<i>-6</i>	10
IE		74	<i>-4</i>	20	<i>4</i>	2	<i>0</i>	4
EL		70	<i>2</i>	25	<i>-2</i>	4	<i>1</i>	1
ES		83	<i>-4</i>	11	<i>1</i>	2	<i>1</i>	4
FR		75	<i>4</i>	17	<i>-4</i>	1	<i>0</i>	7
HR		69	<i>9</i>	26	<i>-3</i>	1	<i>-6</i>	4
IT		66	<i>-1</i>	23	<i>0</i>	5	<i>3</i>	6
CY		86	<i>-2</i>	8	<i>0</i>	5	<i>3</i>	1
LV		56	<i>5</i>	25	<i>-6</i>	7	<i>-2</i>	12
LT		60	<i>2</i>	28	<i>-1</i>	3	<i>-2</i>	9
LU		79	<i>-3</i>	9	<i>0</i>	2	<i>-2</i>	10
HU		67	<i>-2</i>	26	<i>2</i>	3	<i>-1</i>	4
MT		72	<i>-5</i>	11	<i>-1</i>	4	<i>3</i>	13
NL		83	<i>7</i>	12	<i>-2</i>	4	<i>-3</i>	1
AT		60	<i>6</i>	27	<i>-7</i>	10	<i>1</i>	3
PL		67	<i>-1</i>	23	<i>-1</i>	3	<i>0</i>	7
PT		82	<i>-7</i>	6	<i>-1</i>	8	<i>7</i>	4
RO		62	<i>0</i>	30	<i>1</i>	3	<i>-1</i>	5
SI		64	<i>7</i>	24	<i>-4</i>	9	<i>-2</i>	3
SK		54	<i>-2</i>	32	<i>-3</i>	5	<i>2</i>	9
FI		72	<i>6</i>	19	<i>-5</i>	4	<i>-2</i>	5
SE		78	<i>-1</i>	18	<i>1</i>	3	<i>1</i>	1
UK		62	<i>2</i>	24	<i>5</i>	4	<i>-7</i>	10






























QE1.4 For each of the following areas, please tell me if you believe that more decision-making should take place at a European level or on the contrary that less decision-making should take place at a European level.

Promoting democracy and peace (%)

		More decision-making at a European level		Less decision-making at a European level		No change is needed (SPONTANEOUS)		Don't know
		Sp.2019	Diff. Sp.2019 - Sp.2018	Sp.2019	Diff. Sp.2019 - Sp.2018	Sp.2019	Diff. Sp.2019 - Sp.2018	
EU28		76	-1	16	1	3	0	5
EURO AREA		79	-2	13	0	4	2	4
NON-EURO AREA		68	-2	22	3	3	-2	7
BE		85	7	13	-3	1	-4	1
BG		69	-3	17	1	4	0	10
CZ		75	-2	20	2	1	-1	4
DK		78	-1	15	5	4	-3	3
DE		85	-2	9	1	3	1	3
EE		67	1	14	4	11	-4	8
IE		76	-1	19	2	1	-1	4
EL		76	-4	21	4	2	0	1
ES		88	-2	7	0	2	1	3
FR		75	-1	16	0	1	0	8
HR		72	5	23	-1	1	-5	4
IT		70	-4	19	2	5	3	6
CY		88	-3	7	2	5	3	0
LV		74	-5	15	3	2	-2	9
LT		79	0	15	1	1	-1	5
LU		76	-8	9	3	5	-1	10
HU		73	-3	21	4	3	-1	3
MT		74	-9	11	2	3	2	12
NL		85	5	7	-1	6	-3	2
AT		65	0	23	-1	10	3	2
PL		70	-2	21	-1	2	0	7
PT		84	-6	4	-2	8	7	4
RO		66	-7	26	5	4	1	4
SI		72	2	20	-1	5	-1	3
SK		60	-8	27	2	4	3	9
FI		81	5	11	-3	3	-2	5
SE		88	0	8	1	3	1	1
UK		63	2	25	6	3	-6	9






























QE1.5 For each of the following areas, please tell me if you believe that more decision-making should take place at a European level or on the contrary that less decision-making should take place at a European level.

Securing energy supply (%)

		More decision-making at a European level		Less decision-making at a European level		No change is needed (SPONTANEOUS)		Don't know
		Sp.2019	Diff. Sp.2019 - Sp.2018	Sp.2019	Diff. Sp.2019 - Sp.2018	Sp.2019	Diff. Sp.2019 - Sp.2018	Sp.2019
EU28		71	-2	20	2	3	0	6
EURO AREA		74	-2	18	1	3	1	5
NON-EURO AREA		65	-2	24	2	3	-1	8
BE		81	3	16	-1	1	-2	2
BG		62	-2	26	3	3	0	9
CZ		68	1	25	-3	2	1	5
DK		72	-2	19	5	4	-3	5
DE		79	-1	16	0	2	0	3
EE		59	-6	23	9	9	-2	9
IE		77	-1	17	0	1	0	5
EL		75	-4	20	1	1	0	4
ES		83	-2	12	0	1	1	4
FR		71	1	20	1	1	-1	8
HR		74	8	21	-4	1	-3	4
IT		68	-3	21	2	4	2	7
CY		83	-4	11	2	4	2	2
LV		65	-4	23	2	2	-2	10
LT		78	2	15	-1	1	-1	6
LU		78	-1	10	-2	1	-2	11
HU		77	0	18	2	1	-3	4
MT		69	-11	14	5	5	4	12
NL		77	3	14	0	5	-3	4
AT		54	-2	33	-2	10	4	3
PL		71	-4	20	1	2	0	7
PT		85	-2	4	-3	6	5	5
RO		64	-1	27	-1	4	1	5
SI		74	5	19	-2	4	-2	3
SK		58	-3	29	-1	4	2	9
FI		67	2	23	-3	4	1	6
SE		73	0	21	-1	2	0	4
UK		58	-3	28	7	3	-4	11






























QE1.6 For each of the following areas, please tell me if you believe that more decision-making should take place at a European level or on the contrary that less decision-making should take place at a European level.

Dealing with migration issues from outside the EU (%)

		More decision-making at a European level		Less decision-making at a European level		No change is needed (SPONTANEOUS)		Don't know
		Sp.2019	Diff. Sp.2019 - Sp.2018	Sp.2019	Diff. Sp.2019 - Sp.2018	Sp.2019	Diff. Sp.2019 - Sp.2018	Sp.2019
EU28		70	-2	22	1	2	0	6
EURO AREA		74	-2	19	1	2	0	5
NON-EURO AREA		61	-3	29	3	3	-1	7
BE		80	3	17	-2	1	-1	2
BG		63	-7	25	6	3	0	9
CZ		63	0	30	-1	2	0	5
DK		73	-1	21	4	3	-1	3
DE		78	-4	17	2	2	1	3
EE		56	-9	28	11	8	-2	8
IE		71	-5	23	5	1	-1	5
EL		72	-5	25	4	1	0	2
ES		85	-3	10	2	1	0	4
FR		69	1	22	-1	1	-1	8
HR		69	4	26	-1	1	-4	4
IT		68	-5	22	3	5	4	5
CY		81	-8	14	6	4	3	1
LV		60	-10	25	5	2	-1	13
LT		66	0	27	1	1	-2	6
LU		74	-2	14	-1	1	-1	11
HU		60	-4	34	4	2	-1	4
MT		73	-6	13	2	2	1	12
NL		81	5	13	-3	3	-2	3
AT		55	2	35	-3	7	2	3
PL		66	-2	25	-1	3	1	6
PT		76	-9	11	1	7	6	6
RO		62	-5	29	4	3	-1	6
SI		72	5	21	-3	3	-2	4
SK		50	-9	36	2	5	4	9
FI		73	4	19	-3	2	-1	6
SE		71	-3	24	2	2	1	3
UK		54	-3	32	6	3	-3	11






























QE1.7 For each of the following areas, please tell me if you believe that more decision-making should take place at a European level or on the contrary that less decision-making should take place at a European level.

Protecting the environment (%)

		More decision-making at a European level		Less decision-making at a European level		No change is needed (SPONTANEOUS)		Don't know
		Sp.2019	Diff. Sp.2019 - Sp.2018	Sp.2019	Diff. Sp.2019 - Sp.2018	Sp.2019	Diff. Sp.2019 - Sp.2018	
EU28		78	-1	16	1	2	0	4
EURO AREA		81	-1	14	0	2	1	3
NON-EURO AREA		72	0	20	1	2	-2	6
BE		85	2	13	0	1	-2	1
BG		69	-2	21	1	3	0	7
CZ		78	2	18	-2	1	-1	3
DK		85	3	13	3	1	-3	1
DE		88	2	9	-2	1	-1	2
EE		61	1	24	2	9	-2	6
IE		77	0	18	0	1	-1	4
EL		82	-1	16	0	1	1	1
ES		89	-2	7	0	1	1	3
FR		81	3	14	-2	0	-1	5
HR		72	2	23	-2	1	-1	4
IT		71	-4	20	3	4	3	5
CY		88	-3	8	1	4	3	0
LV		62	-5	29	4	2	-2	7
LT		68	0	26	2	2	0	4
LU		82	-7	9	4	1	-2	8
HU		78	-3	17	3	2	-1	3
MT		75	-5	12	1	1	-1	12
NL		87	-1	10	4	2	-2	1
AT		66	3	26	-3	5	0	3
PL		73	0	19	-3	2	0	6
PT		84	-6	5	-1	7	6	4
RO		68	-4	24	1	4	2	4
SI		76	5	19	-1	3	-3	2
SK		62	-2	26	-4	4	3	8
FI		77	5	17	-4	2	-2	4
SE		88	2	9	-3	2	2	1
UK		68	1	21	4	2	-5	9






























QE1.8 For each of the following areas, please tell me if you believe that more decision-making should take place at a European level or on the contrary that less decision-making should take place at a European level.

Stimulating investment and job creation (%)

		More decision-making at a European level		Less decision-making at a European level		No change is needed (SPONTANEOUS)		Don't know
		Sp.2019	Diff. Sp.2019 - Sp.2018	Sp.2019	Diff. Sp.2019 - Sp.2018	Sp.2019	Diff. Sp.2019 - Sp.2018	
EU28		63	-2	28	1	3	0	6
EURO AREA		66	-1	26	-1	3	1	5
NON-EURO AREA		57	-3	32	3	3	-1	8
BE		74	3	23	-1	1	-3	2
BG		61	-3	29	2	3	1	7
CZ		57	-5	34	0	2	1	7
DK		45	-2	43	6	6	-2	6
DE		66	1	26	-3	3	0	5
EE		42	-2	41	4	8	-3	9
IE		67	-7	28	7	1	-1	4
EL		70	-5	29	4	0	0	1
ES		80	-5	15	2	1	1	4
FR		62	2	29	-2	1	-1	8
HR		70	1	26	-1	0	-1	4
IT		62	-4	28	2	5	4	5
CY		85	-5	10	3	4	2	1
LV		56	-6	33	2	2	-2	9
LT		64	-1	30	2	1	-1	5
LU		68	-8	19	2	1	-1	12
HU		73	-2	22	3	2	-1	3
MT		68	-6	14	-3	5	4	13
NL		60	2	29	-3	8	1	3
AT		50	0	37	-4	9	3	4
PL		61	-4	28	1	2	-1	9
PT		86	-4	6	-1	4	3	4
RO		63	-6	30	4	3	1	4
SI		67	0	26	1	4	0	3
SK		55	0	31	-6	5	4	9
FI		52	1	37	-4	4	1	7
SE		45	-9	46	8	4	0	5
UK		52	0	34	5	3	-4	11






























QE2.1 Please tell me whether you totally agree, tend to agree, tend to disagree or totally disagree with each of the following statements.

You often come across news or information that you believe misrepresent reality or are even false (%)

		Totally agree		Tend to agree		Tend to disagree		Totally disagree		Don't know	Total 'Agree'		Total 'Disagree'	
		Sp.2019	Diff. Sp.2019 - Aut.2018	Sp.2019	Diff. Sp.2019 - Aut.2018	Sp.2019	Diff. Sp.2019 - Aut.2018	Sp.2019	Diff. Sp.2019 - Aut.2018		Sp.2019	Diff. Sp.2019 - Aut.2018	Sp.2019	Diff. Sp.2019 - Aut.2018
EU28		30	9	42	-5	18	-3	4	0	6	72	4	22	-3
EURO AREA		29	9	42	-5	19	-4	5	1	5	71	4	24	-3
NON-EURO AREA		33	11	43	-5	14	-3	3	-1	7	76	6	17	-4
BE		21	7	55	-4	19	-2	2	-2	3	76	3	21	-4
BG		18	4	42	5	20	-5	7	1	13	60	9	27	-4
CZ		24	6	47	-1	18	-4	5	3	6	71	5	23	-1
DK		21	7	36	-5	27	-4	10	0	6	57	2	37	-4
DE		24	10	38	-3	25	-8	8	2	5	62	7	33	-6
EE		15	8	43	3	29	-4	4	-4	9	58	11	33	-8
IE		34	12	46	-4	13	-4	1	-2	6	80	8	14	-6
EL		41	12	48	-11	8	0	2	-1	1	89	1	10	-1
ES		42	14	40	-11	10	-2	2	0	6	82	3	12	-2
FR		45	9	40	-7	9	-1	2	0	4	85	2	11	-1
HR		25	5	47	-4	22	1	2	-1	4	72	1	24	0
IT		15	4	47	-3	24	-1	7	1	7	62	1	31	0
CY		40	8	35	-11	17	5	2	-2	6	75	-3	19	3
LV		34	21	37	-12	16	-7	3	-2	10	71	9	19	-9
LT		25	13	46	-4	19	-6	2	-1	8	71	9	21	-7
LU		29	10	46	3	12	-10	1	-2	12	75	13	13	-12
HU		35	9	43	-2	14	-4	5	0	3	78	7	19	-4
MT		24	2	56	0	3	-5	2	0	15	80	2	5	-5
NL		18	7	39	-1	34	-5	6	-1	3	57	6	40	-6
AT		21	0	40	1	27	-1	9	0	3	61	1	36	-1
PL		27	11	48	-4	16	-2	2	-2	7	75	7	18	-4
PT		13	5	43	-4	31	-2	4	2	9	56	1	35	0
RO		31	13	47	-7	13	-3	3	0	6	78	6	16	-3
SI		29	10	42	-7	22	0	3	-1	4	71	3	25	-1
SK		27	13	47	-5	12	-7	1	-1	13	74	8	13	-8
FI		17	8	45	3	29	-9	4	-3	5	62	11	33	-12
SE		25	4	45	0	21	-1	7	-3	2	70	4	28	-4
UK		43	15	39	-8	10	-3	2	0	6	82	7	12	-3






























QE2.2 Please tell me whether you totally agree, tend to agree, tend to disagree or totally disagree with each of the following statements.

It is easy for you to identify news or information that you believe misrepresent reality or are even false
(%)

		Totally agree		Tend to agree		Tend to disagree		Totally disagree		Don't know	Total 'Agree'		Total 'Disagree'	
		Sp.2019	Diff. Sp.2019 - Aut.2018	Sp.2019	Diff. Sp.2019 - Aut.2018	Sp.2019	Diff. Sp.2019 - Aut.2018	Sp.2019	Diff. Sp.2019 - Aut.2018		Sp.2019	Diff. Sp.2019 - Aut.2018	Sp.2019	Diff. Sp.2019 - Aut.2018
EU28		19	5	41	-3	28	0	6	0	6	60	2	34	0
EURO AREA		17	4	39	-3	31	0	7	0	6	56	1	38	0
NON-EURO AREA		24	8	44	-3	21	-2	4	0	7	68	5	25	-2
BE		13	3	51	3	29	-5	4	-1	3	64	6	33	-6
BG		16	2	39	-1	24	3	7	2	14	55	1	31	5
CZ		13	3	39	5	33	-5	7	-1	8	52	8	40	-6
DK		20	4	47	1	22	-5	5	1	6	67	5	27	-4
DE		17	4	42	-5	28	2	7	1	6	59	-1	35	3
EE		12	3	45	1	27	2	5	-2	11	57	4	32	0
IE		21	-1	43	-8	25	10	4	1	7	64	-9	29	11
EL		25	4	42	-6	27	1	5	1	1	67	-2	32	2
ES		21	5	31	-5	32	-1	11	5	5	52	0	43	4
FR		19	5	38	-3	31	-3	7	1	5	57	2	38	-2
HR		18	4	50	-3	21	0	8	3	3	68	1	29	3
IT		13	6	36	-4	34	-1	9	-2	8	49	2	43	-3
CY		30	2	42	-3	19	3	3	-1	6	72	-1	22	2
LV		32	12	38	-7	16	-5	3	-1	11	70	5	19	-6
LT		21	9	46	-5	23	0	4	0	6	67	4	27	0
LU		14	2	49	2	22	0	2	-3	13	63	4	24	-3
HU		24	5	40	0	27	0	6	-2	3	64	5	33	-2
MT		22	3	45	1	15	-3	3	-2	15	67	4	18	-5
NL		14	3	42	0	35	-1	6	0	3	56	3	41	-1
AT		17	-2	38	-1	23	-6	14	7	8	55	-3	37	1
PL		26	9	47	0	17	-6	2	0	8	73	9	19	-6
PT		9	4	35	-8	41	5	7	2	8	44	-4	48	7
RO		27	8	42	2	20	-8	4	1	7	69	10	24	-7
SI		20	7	44	0	27	-5	5	0	4	64	7	32	-5
SK		21	8	41	-8	20	-1	4	2	14	62	0	24	1
FI		19	4	50	-6	23	2	2	0	6	69	-2	25	2
SE		23	3	54	2	17	-5	3	0	3	77	5	20	-5
UK		24	8	44	-9	22	4	3	0	7	68	-1	25	4






























QE2.3 Please tell me whether you totally agree, tend to agree, tend to disagree or totally disagree with each of the following statements.

The existence of news or information that misrepresent reality or is even false is a problem in (OUR COUNTRY)
(%)



































		Totally agree		Tend to agree		Tend to disagree		Totally disagree		Don't know	Total 'Agree'		Total 'Disagree'	
		Sp.2019	Diff. Sp.2019 - Aut.2018	Sp.2019	Diff. Sp.2019 - Aut.2018	Sp.2019	Diff. Sp.2019 - Aut.2018	Sp.2019	Diff. Sp.2019 - Aut.2018		Sp.2019	Diff. Sp.2019 - Aut.2018	Sp.2019	Diff. Sp.2019 - Aut.2018
EU28		33	8	42	-4	15	-2	3	0	7	75	4	18	-2
EURO AREA		32	6	40	-4	17	-1	4	0	7	72	2	21	-1
NON-EURO AREA		35	11	43	-5	12	-2	3	-1	7	78	6	15	-3
BE		18	3	53	3	22	-5	2	-2	5	71	6	24	-7
BG		31	2	38	-1	13	0	5	1	13	69	1	18	1
CZ		26	4	42	-1	18	-1	6	2	8	68	3	24	1
DK		19	4	38	8	28	-7	8	-5	7	57	12	36	-12
DE		29	7	37	-3	21	-3	6	0	7	66	4	27	-3
EE		15	6	39	6	29	-3	6	-3	11	54	12	35	-6
IE		27	8	42	-2	20	-3	3	0	8	69	6	23	-3
EL		47	0	43	-2	9	4	1	0	0	90	-2	10	4
ES		46	15	37	-11	9	-2	2	1	6	83	4	11	-1
FR		45	11	40	-7	8	-2	1	-1	6	85	4	9	-3
HR		31	0	48	-1	14	2	3	1	4	79	-1	17	3
IT		25	1	45	-3	17	0	4	1	9	70	-2	21	1
CY		46	1	33	-10	11	6	3	1	7	79	-9	14	7
LV		38	13	35	-11	12	-2	2	-1	13	73	2	14	-3
LT		25	5	47	-2	17	1	2	0	9	72	3	19	1
LU		16	3	41	12	26	-1	2	-6	15	57	15	28	-7
HU		34	9	45	-5	14	-2	3	0	4	79	4	17	-2
MT		33	3	44	2	7	-4	1	-2	15	77	5	8	-6
NL		20	3	41	3	30	-2	6	-2	3	61	6	36	-4
AT		20	-3	38	0	26	-2	10	4	6	58	-3	36	2
PL		31	12	49	-5	10	-3	2	-2	8	80	7	12	-5
PT		17	7	37	-4	30	-4	4	3	12	54	3	34	-1
RO		34	15	41	-9	15	-3	4	0	6	75	6	19	-3
SI		30	3	45	-1	16	1	3	-1	6	75	2	19	0
SK		28	8	44	-6	13	-2	2	2	13	72	2	15	0
FI		11	3	34	8	38	-5	10	-7	7	45	11	48	-12
SE		41	4	38	1	15	-1	4	-3	2	79	5	19	-4
UK		41	15	42	-7	8	-3	1	-1	8	83	8	9	-4

QE2.4 Please tell me whether you totally agree, tend to agree, tend to disagree or totally disagree with each of the following statements.



































The existence of news or information that misrepresent reality or is even false is a problem for democracy in general (%)

		Totally agree		Tend to agree		Tend to disagree		Totally disagree		Don't know	Total 'Agree'		Total 'Disagree'	
		Sp.2019	Diff. Sp.2019 - Aut.2018	Sp.2019	Diff. Sp.2019 - Aut.2018	Sp.2019	Diff. Sp.2019 - Aut.2018	Sp.2019	Diff. Sp.2019 - Aut.2018		Sp.2019	Diff. Sp.2019 - Aut.2018	Sp.2019	Diff. Sp.2019 - Aut.2018
EU28		40	8	40	-4	10	-2	3	0	7	80	4	13	-2
EURO AREA		40	6	40	-3	10	-2	3	0	7	80	3	13	-2
NON-EURO AREA		39	10	41	-6	10	-1	2	-1	8	80	4	12	-2
BE		28	4	55	0	13	-4	1	0	3	83	4	14	-4
BG		34	-6	39	3	11	4	3	0	13	73	-3	14	4
CZ		30	-2	39	-1	17	3	7	3	7	69	-3	24	6
DK		38	2	33	0	18	2	5	-1	6	71	2	23	1
DE		41	8	36	-4	11	-4	6	2	6	77	4	17	-2
EE		24	3	44	-1	17	5	3	-1	12	68	2	20	4
IE		33	9	47	-2	9	-5	2	0	9	80	7	11	-5
EL		52	0	39	-2	6	2	2	1	1	91	-2	8	3
ES		49	12	37	-9	7	-1	1	0	6	86	3	8	-1
FR		50	5	36	-3	6	-1	1	0	7	86	2	7	-1
HR		34	1	46	-2	13	2	3	1	4	80	-1	16	3
IT		27	3	44	-4	15	-1	5	1	9	71	-1	20	0
CY		49	-1	32	-8	8	5	4	2	7	81	-9	12	7
LV		43	12	33	-10	8	-1	2	0	14	76	2	10	-1
LT		38	9	46	-3	6	-3	1	-1	9	84	6	7	-4
LU		31	-6	47	12	8	-1	1	-2	13	78	6	9	-3
HU		38	12	42	-6	13	-2	3	-1	4	80	6	16	-3
MT		38	-9	44	11	2	-5	1	1	15	82	2	3	-4
NL		40	5	43	2	12	-3	3	-2	2	83	7	15	-5
AT		31	0	43	4	15	-4	6	1	5	74	4	21	-3
PL		33	15	46	-9	11	-3	1	-2	9	79	6	12	-5
PT		22	7	45	-4	21	-1	1	0	11	67	3	22	-1
RO		34	15	42	-8	14	-4	4	1	6	76	7	18	-3
SI		40	4	43	0	11	0	2	0	4	83	4	13	0
SK		28	3	46	-1	11	-2	1	0	14	74	2	12	-2
FI		37	7	42	5	12	-7	2	-3	7	79	12	14	-10
SE		63	2	28	1	6	0	2	-2	1	91	3	8	-2
UK		45	13	39	-8	6	-1	1	0	9	84	5	7	-1


































D60 During the last twelve months, would you say you had difficulties to pay your bills at the end of the month...? (%)

		Most of the time		From time to time		Almost never/never		Refusal (SPONTANEOUS)	
		Sp.2019	Diff. Sp.2019 - Aut.2018	Sp.2019	Diff. Sp.2019 - Aut.2018	Sp.2019	Diff. Sp.2019 - Aut.2018	Sp.2019	Diff. Sp.2019 - Aut.2018
EU28		8	-1	25	-1	65	2	2	0
EURO AREA		10	0	26	-1	62	1	2	0
NON-EURO AREA		6	0	23	-1	69	1	2	0
BE		9	1	23	-4	68	3	0	0
BG		23	2	40	-1	30	-1	7	0
CZ		6	-2	26	0	67	2	1	0
DK		1	-1	5	-1	94	3	0	-1
DE		3	0	13	-3	81	3	3	0
EE		7	2	18	0	74	-2	1	0
IE		8	-1	34	0	55	0	3	1
EL		36	1	50	2	14	-2	0	-1
ES		8	1	19	-1	72	0	1	0
FR		16	-1	26	0	56	1	2	0
HR		10	-2	37	-1	53	3	0	0
IT		10	-2	48	2	39	-1	3	1
CY		18	-4	42	3	38	0	2	1
CY (tcc)		41	22	33	-9	22	-12	4	-1
LV		9	0	27	-2	62	1	2	1
LT		7	-3	31	-2	62	6	0	-1
LU		5	2	18	1	75	-2	2	-1
HU		5	-2	28	-4	65	6	2	0
MT		5	2	27	13	68	-14	0	-1
NL		2	-2	7	-4	90	6	1	0
AT		5	0	17	-3	71	3	7	0
PL		3	0	19	-2	75	1	3	1
PT		17	2	45	-1	38	0	0	-1
RO		8	3	39	-1	53	0	0	-2
SI		10	2	18	-2	70	2	2	-2
SK		4	1	25	2	68	-1	3	-2
FI		2	-1	12	-2	85	2	1	1
SE		1	1	7	1	92	-2	0	0
UK		6	-2	22	2	71	0	1	0
AL		16	1	62	-4	22	4	0	-1
MK		16	3	41	2	42	-5	1	0
ME		23	11	55	-4	21	-6	1	-1
RS		18	4	54	0	25	-1	3	-3
TR		19	-3	45	-5	36	9	0	-1


































D63 Do you see yourself and your household belonging to...?
(%)

		The working class of society		The lower middle class of society		The middle class of society		The upper middle class of society		The higher class of society	
		Sp.2019	Diff. Sp.2019 - Aut.2018	Sp.2019	Diff. Sp.2019 - Aut.2018	Sp.2019	Diff. Sp.2019 - Aut.2018	Sp.2019	Diff. Sp.2019 - Aut.2018	Sp.2019	Diff. Sp.2019 - Aut.2018
EU28		25	-1	16	0	46	0	7	0	1	0
EURO AREA		22	-2	17	1	49	0	8	0	1	0
NON-EURO AREA		32	0	14	0	41	0	5	0	1	1
BE		12	-3	15	0	65	2	8	2	0	-1
BG		41	1	12	-1	31	4	2	0	0	0
CZ		23	3	20	-1	49	0	6	0	1	1
DK		16	0	6	2	57	-1	18	0	2	1
DE		17	1	18	4	51	-4	10	0	1	0
EE		26	2	14	0	46	-2	7	2	1	1
IE		41	3	11	1	43	-1	3	1	0	0
EL		30	2	21	0	44	-1	2	-1	0	0
ES		43	-2	16	1	37	1	3	0	0	0
FR		25	2	19	-1	45	-2	7	0	1	0
HR		28	-4	13	-4	53	8	6	1	0	-1
IT		12	-4	17	-1	59	3	9	1	1	1
CY		24	-3	18	6	53	-3	4	1	0	0
CY (tcc)		7	-1	16	-4	49	-4	5	-6	3	-1
LV		31	-3	10	0	47	-1	4	0	1	1
LT		35	4	16	-3	42	-1	3	-1	0	0
LU		10	0	11	2	58	-2	17	1	1	0
HU		25	-2	24	-2	45	5	2	1	0	0
MT		15	-13	5	-1	75	16	4	0	0	0
NL		7	-1	8	-2	49	2	30	0	3	0
AT		15	-1	13	-1	55	1	8	0	1	0
PL		27	-1	13	1	41	-1	5	0	3	2
PT		47	-7	28	5	19	1	2	1	0	0
RO		22	1	15	4	51	-7	7	2	2	1
SI		30	3	11	-1	51	-2	3	-1	1	1
SK		27	-2	18	-3	44	4	4	0	0	0
FI		19	-2	13	-2	47	1	14	-1	1	0
SE		16	1	9	0	59	2	14	-3	0	-1
UK		43	-1	14	-2	31	0	3	0	0	0
AL		13	2	20	-8	57	6	9	0	1	0
MK		25	-2	18	4	50	-1	5	0	1	0
ME		24	-3	11	1	51	3	5	-1	1	0
RS		38	2	16	-3	36	3	3	1	1	0
TR		18	3	29	0	46	-5	5	0	1	1

D63 Do you see yourself and your household belonging to...?
(%)



































		Other (SPONTANEOUS)		None (SPONTANEOUS)		Refusal (SPONTANEOUS)		Don't know
		Sp.2019	Diff. Sp.2019 - Aut.2018	Sp.2019	Diff. Sp.2019 - Aut.2018	Sp.2019	Diff. Sp.2019 - Aut.2018	Sp.2019
EU28		0	0	1	0	1	0	3
EURO AREA		0	0	1	0	0	0	2
NON-EURO AREA		0	0	2	0	1	0	4
BE		0	0	0	0	0	0	0
BG		0	-1	4	-2	2	1	8
CZ		0	0	0	-1	0	-1	1
DK		0	0	0	0	0	-1	1
DE		0	0	1	0	0	-1	2
EE		0	0	2	-1	1	-1	3
IE		0	0	0	0	1	-3	1
EL		0	0	1	0	0	0	2
ES		1	1	0	0	0	0	0
FR		0	0	0	0	0	0	3
HR		0	0	0	0	0	0	0
IT		0	0	0	0	1	0	1
CY		0	0	0	0	0	0	1
CY (tcc)		3	2	5	4	4	2	8
LV		1	1	1	0	1	1	4
LT		0	0	1	1	0	0	3
LU		0	0	0	-1	1	0	2
HU		0	0	2	0	1	0	1
MT		0	0	0	-1	0	-1	1
NL		0	0	0	0	1	0	2
AT		1	0	2	0	2	0	3
PL		0	0	2	-1	1	1	8
PT		1	-1	0	0	0	0	3
RO		0	0	0	0	0	0	3
SI		0	-1	2	0	1	1	1
SK		0	0	1	-1	2	1	4
FI		0	0	3	2	0	0	3
SE		0	0	1	0	0	0	1
UK		0	0	3	2	2	1	4
AL		0	0	0	0	0	0	0
MK		0	0	0	0	0	0	1
ME		0	-1	1	-1	2	-1	5
RS		0	0	1	-4	1	1	4
TR		0	0	1	1	0	0	0

C2 Political interest index (%)

		Strong		Medium		Low		Not at all	
		Sp.2019	Diff. Sp.2019 - Aut.2018	Sp.2019	Diff. Sp.2019 - Aut.2018	Sp.2019	Diff. Sp.2019 - Aut.2018	Sp.2019	Diff. Sp.2019 - Aut.2018
EU28		17	-1	46	-2	16	-1	21	4
EURO AREA		18	0	45	-3	17	-2	20	5
NON-EURO AREA		16	-1	47	-2	15	0	22	3
BE		13	1	51	5	20	-4	16	-2
BG		14	-1	54	-2	16	2	16	1
CZ		13	2	50	-1	22	0	15	-1
DK		27	8	46	-5	17	0	10	-3
DE		27	1	51	-4	14	1	8	2
EE		15	1	59	4	12	-2	14	-3
IE		18	3	45	6	12	-5	25	-4
EL		30	-1	45	-3	13	0	12	4
ES		15	3	38	-5	11	-4	36	6
FR		11	-3	37	-1	23	-4	29	8
HR		15	-1	50	5	18	-2	17	-2
IT		15	-1	44	-5	20	1	21	5
CY		14	-7	45	1	13	-2	28	8
LV		12	-3	50	0	22	1	16	2
LT		17	2	52	-2	13	1	18	-1
LU		17	-4	46	-2	14	-1	23	7
HU		13	0	59	-3	15	3	13	0
MT		11	4	53	4	16	-3	20	-5
NL		28	3	48	4	19	-5	5	-2
AT		22	0	57	-1	15	0	6	1
PL		12	-3	51	0	14	1	23	2
PT		6	0	46	1	14	-2	34	1
RO		12	3	50	-6	18	2	20	1
SI		8	-1	58	-1	11	-2	23	4
SK		12	-1	60	0	9	-4	19	5
FI		17	3	54	0	18	-2	11	-1
SE		26	-1	54	3	14	-3	6	1
UK		21	0	39	-2	12	-4	28	6
AL		41	0	39	-3	18	3	2	0
MK		23	-2	42	-2	17	3	18	1
ME		7	-1	48	-1	13	-7	32	9
RS		15	2	43	1	16	-3	26	0
TR		34	7	41	-5	13	-2	12	0



































D72.1 Please tell me to what extent you agree or disagree with each of the following statements.

My voice counts in the EU (%)

		Totally agree		Tend to agree		Tend to disagree		Totally disagree		Don't know	Total 'Agree'		Total 'Disagree'	
		Sp.2019	Diff. Sp.2019 - Aut.2018	Sp.2019	Diff. Sp.2019 - Aut.2018	Sp.2019	Diff. Sp.2019 - Aut.2018	Sp.2019	Diff. Sp.2019 - Aut.2018		Sp.2019	Diff. Sp.2019 - Aut.2018	Sp.2019	Diff. Sp.2019 - Aut.2018
EU28		20	5	36	2	23	-5	16	-3	5	56	7	39	-8
EURO AREA		20	4	36	2	23	-5	16	-2	5	56	6	39	-7
NON-EURO AREA		19	7	36	2	23	-6	16	-3	6	55	9	39	-9
BE		15	6	53	-1	20	-6	9	0	3	68	5	29	-6
BG		10	-2	35	5	22	-1	20	0	13	45	3	42	-1
CZ		8	3	29	11	30	-7	26	-9	7	37	14	56	-16
DK		55	15	26	-7	8	-7	8	-1	3	81	8	16	-8
DE		36	7	39	-2	14	-6	7	0	4	75	5	21	-6
EE		4	2	26	6	34	-3	26	-5	10	30	8	60	-8
IE		21	5	48	4	20	-6	7	-2	4	69	9	27	-8
EL		5	3	25	8	38	0	30	-11	2	30	11	68	-11
ES		13	7	37	4	24	-9	22	-2	4	50	11	46	-11
FR		18	5	35	4	21	-5	20	-5	6	53	9	41	-10
HR		24	3	35	-3	21	1	13	-1	7	59	0	34	0
IT		8	-1	30	8	31	-5	24	-6	7	38	7	55	-11
CY		6	2	27	7	35	6	27	-16	5	33	9	62	-10
CY (tcc)		18	9	14	-2	11	-16	40	7	17	32	7	51	-9
LV		4	1	26	3	31	0	28	-4	11	30	4	59	-4
LT		3	0	38	6	31	-3	16	-4	12	41	6	47	-7
LU		19	-2	45	9	13	-8	15	-1	8	64	7	28	-9
HU		18	2	37	3	24	-2	18	-3	3	55	5	42	-5
MT		17	6	48	13	13	-13	8	-6	14	65	19	21	-19
NL		35	16	41	-2	13	-11	7	-3	4	76	14	20	-14
AT		29	2	39	9	19	-8	10	-2	3	68	11	29	-10
PL		20	8	49	1	19	-6	5	-4	7	69	9	24	-10
PT		8	4	41	0	36	-1	12	-2	3	49	4	48	-3
RO		17	7	40	-1	21	-8	17	0	5	57	6	38	-8
SI		21	-1	34	6	24	-5	16	0	5	55	5	40	-5
SK		22	5	39	7	20	-12	10	-1	9	61	12	30	-13
FI		24	10	43	2	21	-9	8	-4	4	67	12	29	-13
SE		49	21	37	-6	8	-8	4	-5	2	86	15	12	-13
UK		13	5	28	3	29	-6	23	-3	7	41	8	52	-9
AL		6	-2	24	-10	50	11	19	1	1	30	-12	69	12
MK		18	2	22	-3	25	-1	26	2	9	40	-1	51	1
ME		30	17	23	-4	15	-23	29	13	3	53	13	44	-10
RS		7	-1	18	-1	22	-1	45	3	8	25	-2	67	2
TR		21	5	25	-1	23	-6	22	1	9	46	4	45	-5

D72.2 Please tell me to what extent you agree or disagree with each of the following statements.

My voice counts in (OUR COUNTRY) (%)

		Totally agree		Tend to agree		Tend to disagree		Totally disagree		Don't know	Total 'Agree'		Total 'Disagree'	
		Sp.2019	Diff. Sp.2019 - Aut.2018	Sp.2019	Diff. Sp.2019 - Aut.2018	Sp.2019	Diff. Sp.2019 - Aut.2018	Sp.2019	Diff. Sp.2019 - Aut.2018		Sp.2019	Diff. Sp.2019 - Aut.2018	Sp.2019	Diff. Sp.2019 - Aut.2018
EU28		25	3	40	-1	19	-2	12	-1	4	65	2	31	-3
EURO AREA		26	3	39	-1	18	-2	13	-1	4	65	2	31	-3
NON-EURO AREA		22	3	41	-2	21	-1	12	0	4	63	1	33	-1
BE		19	6	54	-9	16	1	9	2	2	73	-3	25	3
BG		11	-2	38	1	22	4	18	-3	11	49	-1	40	1
CZ		14	2	45	7	22	-8	14	-3	5	59	9	36	-11
DK		76	6	18	-6	2	0	2	0	2	94	0	4	0
DE		44	2	37	-3	10	-1	6	1	3	81	-1	16	0
EE		7	2	42	1	26	-2	19	0	6	49	3	45	-2
IE		26	2	50	1	16	-2	5	-1	3	76	3	21	-3
EL		7	5	30	12	36	-5	26	-12	1	37	17	62	-17
ES		15	5	39	3	24	-7	19	-1	3	54	8	43	-8
FR		26	4	40	-1	15	-4	14	-1	5	66	3	29	-5
HR		29	-3	40	-1	17	3	9	-1	5	69	-4	26	2
IT		9	3	38	4	29	-3	18	-7	6	47	7	47	-10
CY		9	3	32	5	30	6	25	-14	4	41	8	55	-8
CY (tcc)*		18	7	16	-7	13	-12	35	8	18	34	0	48	-4
LV		9	2	36	-2	27	0	22	-1	6	45	0	49	-1
LT		3	0	39	12	35	-4	17	-7	6	42	12	52	-11
LU		24	-4	44	9	9	-5	14	-3	9	68	5	23	-8
HU		15	-1	37	-2	27	2	19	1	2	52	-3	46	3
MT		24	9	44	-4	14	-4	6	-3	12	68	5	20	-7
NL		47	10	41	-6	6	-3	4	-1	2	88	4	10	-4
AT		46	2	35	-8	11	4	6	1	2	81	-6	17	5
PL		24	8	50	-10	15	0	6	1	5	74	-2	21	1
PT		14	1	46	-5	29	6	9	-1	2	60	-4	38	5
RO		13	7	38	2	26	-11	19	1	4	51	9	45	-10
SI		25	-1	38	-1	20	0	14	3	3	63	-2	34	3
SK		28	1	43	4	14	-6	8	1	7	71	5	22	-5
FI		41	4	43	-6	8	0	4	0	4	84	-2	12	0
SE		67	3	26	-2	4	0	2	-1	1	93	1	6	-1
UK		14	2	41	-1	26	-2	14	0	5	55	1	40	-2
AL		5	-3	45	-6	39	11	11	-2	0	50	-9	50	9
MK		31	0	31	-4	17	1	16	2	5	62	-4	33	3
ME		36	24	33	-13	10	-17	19	8	2	69	11	29	-9
RS		24	3	30	-9	19	3	22	2	5	54	-6	41	5
TR		24	9	29	-10	26	0	16	3	5	53	-1	42	3

*CY(tcc): Our community

TECHNICAL SPECIFICATIONS

Between the 7th June and the 1st July 2019, Kantar on behalf of Kantar Belgium carried out the wave 91.5 of the EUROBAROMETER survey, on request of the EUROPEAN COMMISSION, Directorate-General for Communication, “Media monitoring and Eurobarometer” Unit.

The wave 91.5 includes the STANDARD EUROBAROMETER 91 and covers the population of the respective nationalities of the European Union Member States, resident in each of the 28 Member States and aged 15 years and over.

The STANDARD EUROBAROMETER 91 survey has also been conducted in the five candidate countries (Turkey, North Macedonia, Montenegro, Serbia and Albania) and in the Turkish Cypriot Community. In these countries and in the Turkish Cypriot Community, the survey covers the national population of citizens and the population of citizens of all the European Union Member States that are residents in these countries and territories and have a sufficient command of the national languages to answer the questionnaire.

	COUNTRIES	INSTITUTES	N° INTERVIEW	FIELDWORK DATES		POPULATION 15+	PROPORTION EU28
BE	Belgium	Kantar Belgium (Kantar TNS)	1.057	07/06/2018	18/06/2019	9.693.779	2,25%
BG	Bulgaria	Kantar TNS BBSS	1.031	07/06/2019	19/06/2019	6.537.535	1,52%
CZ	Czechia	Kantar CZ	1.004	08/06/2019	18/06/2019	9.238.431	2,14%
DK	Denmark	Kantar Gallup	1.013	07/06/2019	24/06/2019	4.838.729	1,12%
DE	Germany	Kantar Deutschland	1.487	10/06/2019	25/06/2019	70.160.634	16,26%
EE	Estonia	Kantar Emor	1.003	07/06/2019	19/06/2019	1.160.064	0,27%
IE	Ireland	Kantar UK Limited	1.028	07/06/2019	18/06/2019	3.592.162	0,83%
EL	Greece	Taylor Nelson Sofres Market Research	1.012	07/06/2019	17/06/2019	9.937.810	2,30%
ES	Spain	TNS Investigación de Mercados y Opinión	1.007	07/06/2019	18/06/2019	39.445.245	9,14%
FR	France	Kantar Public France	1.013	07/06/2019	19/06/2019	54.097.255	12,54%
HR	Croatia	Hendal	1.014	08/06/2019	19/06/2019	3.796.476	0,88%
IT	Italy	Kantar Italia	1.026	07/06/2019	17/06/2019	52.334.536	12,13%
CY	Rep. Of Cyprus	CYMAR Market Research	505	07/06/2019	19/06/2019	741.308	0,17%
LV	Latvia	Kantar TNS Latvia	1.016	08/06/2019	19/06/2019	1.707.082	0,40%
LT	Lithuania	TNS LT	1.006	07/06/2019	18/06/2019	2.513.384	0,58%
LU	Luxembourg	ILReS	506	07/06/2019	21/06/2019	457.127	0,11%
HU	Hungary	Kantar Hoffmann	1.038	08/06/2019	19/06/2019	8.781.161	2,04%
MT	Malta	MISCO International	503	12/06/2019	25/06/2019	364.171	0,08%
NL	Netherlands	TNS NIPO	1.020	07/06/2019	20/06/2019	13.979.215	3,24%
AT	Austria	Das Österreichische Gallup Institut	1.022	07/06/2019	19/06/2019	7.554.711	1,75%
PL	Poland	Kantar Polska	1.000	08/06/2019	19/06/2019	33.444.171	7,75%
PT	Portugal	Marktest – Marketing, Organização e Formação	1.008	08/06/2019	18/06/2019	8.480.126	1,97%
RO	Romania	Centrul Pentru Studierea Opiniei si Pietei (CSOP)	1.025	07/06/2019	19/06/2019	16.852.701	3,91%
SI	Slovenia	Mediana DOO	1.011	07/06/2019	17/06/2019	1.760.032	0,41%
SK	Slovakia	Kantar Slovakia	1.058	08/06/2019	18/06/2019	4.586.024	1,06%
FI	Finland	Kantar TNS Oy	1.004	07/06/2019	24/06/2019	4.747.810	1,10%
SE	Sweden	Kantar Sifo	1.015	07/06/2019	24/06/2019	7.998.763	1,85%
UK	United Kingdom	Kantar UK Limited	1.032	07/06/2019	18/06/2019	52.651.777	12,20%
		TOTAL EU28	27.464	07/06/2018	25/06/2019	431.452.219	100%*
				* It should be noted that the total percentage shown in this table may exceed 100% due to rounding			
CY(tcc)	Turkish Cypriot Community	Lipa Consultancy	500	07/06/2019	21/06/2019	143.226	
TR	Turkey	TNS Piar	1.008	12/06/2019	26/06/2019	56.770.205	
MK	North Macedonia	TNS BRIMA	1.017	12/06/2019	26/06/2019	1.721.528	
ME	Montenegro	TNS Medium Gallup	532	12/06/2019	24/06/2019	501.030	
RS	Serbia	TNS Medium Gallup	998	12/06/2019	24/06/2019	6.161.584	
AL	Albania	TNS BBSS	1.005	12/06/2019	01/07/2019	2.221.572	
		TOTAL	32.524	07/06/2018	01/07/2019	498.971.364	

The basic sample design applied in all states is a multi-stage, random (probability) one. In each country, a number of sampling points was drawn with probability proportional to population size (for a total coverage of the country) and to population density.

In order to do so, the sampling points were drawn systematically from each of the "administrative regional units", after stratification by individual unit and type of area. They thus represent the whole territory of the countries surveyed according to the EUROSTAT NUTS II (or equivalent) and according to the distribution of the resident population of the respective nationalities in terms of metropolitan, urban and rural areas.

In each of the selected sampling points, a starting address was drawn, at random. Further addresses (every Nth address) were selected by standard "random route" procedures, from the initial address. In each household, the respondent was drawn, at random (following the "closest birthday rule"). All interviews were conducted face-to-face in people's homes and in the appropriate national language. As far as the data capture is concerned, CAPI (*Computer Assisted Personal Interview*) was used in those countries where this technique was available.

For each country a comparison between the sample and the universe was carried out. The Universe description was derived from Eurostat population data or from national statistics offices. For all countries surveyed, a national weighting procedure, using marginal and intercellular weighting, was carried out based on this Universe description. In all countries, gender, age, region and size of locality were introduced in the iteration procedure. For international weighting (i.e. EU averages), Kantar applies the official population figures as provided by EUROSTAT or national statistic offices. The total population figures for input in this post-weighting procedure are listed here.

Readers are reminded that survey results are estimations, the accuracy of which, everything being equal, rests upon the sample size and upon the observed percentage. With samples of about 1,000 interviews, the real percentages vary within the following confidence limits:

Statistical Margins due to the sampling process

(at the 95% level of confidence)

various sample sizes are in rows

various observed results are in columns

	5%	10%	15%	20%	25%	30%	35%	40%	45%	50%	
	95%	90%	85%	80%	75%	70%	65%	60%	55%	50%	
N=50	6.0	8.3	9.9	11.1	12.0	12.7	13.2	13.6	13.8	13.9	N=50
N=500	1.9	2.6	3.1	3.5	3.8	4.0	4.2	4.3	4.4	4.4	N=500
N=1000	1.4	1.9	2.2	2.5	2.7	2.8	3.0	3.0	3.1	3.1	N=1000
N=1500	1.1	1.5	1.8	2.0	2.2	2.3	2.4	2.5	2.5	2.5	N=1500
N=2000	1.0	1.3	1.6	1.8	1.9	2.0	2.1	2.1	2.2	2.2	N=2000
N=3000	0.8	1.1	1.3	1.4	1.5	1.6	1.7	1.8	1.8	1.8	N=3000
N=4000	0.7	0.9	1.1	1.2	1.3	1.4	1.5	1.5	1.5	1.5	N=4000
N=5000	0.6	0.8	1.0	1.1	1.2	1.3	1.3	1.4	1.4	1.4	N=5000
N=6000	0.6	0.8	0.9	1.0	1.1	1.2	1.2	1.2	1.3	1.3	N=6000
N=7000	0.5	0.7	0.8	0.9	1.0	1.1	1.1	1.1	1.2	1.2	N=7000
N=7500	0.5	0.7	0.8	0.9	1.0	1.0	1.1	1.1	1.1	1.1	N=7500
N=8000	0.5	0.7	0.8	0.9	0.9	1.0	1.0	1.1	1.1	1.1	N=8000
N=9000	0.5	0.6	0.7	0.8	0.9	0.9	1.0	1.0	1.0	1.0	N=9000
N=10000	0.4	0.6	0.7	0.8	0.8	0.9	0.9	1.0	1.0	1.0	N=10000
N=11000	0.4	0.6	0.7	0.7	0.8	0.9	0.9	0.9	0.9	0.9	N=11000
N=12000	0.4	0.5	0.6	0.7	0.8	0.8	0.9	0.9	0.9	0.9	N=12000
N=13000	0.4	0.5	0.6	0.7	0.7	0.8	0.8	0.8	0.9	0.9	N=13000
N=14000	0.4	0.5	0.6	0.7	0.7	0.8	0.8	0.8	0.8	0.8	N=14000
N=15000	0.3	0.5	0.6	0.6	0.7	0.7	0.8	0.8	0.8	0.8	N=15000
	5%	10%	15%	20%	25%	30%	35%	40%	45%	50%	
	95%	90%	85%	80%	75%	70%	65%	60%	55%	50%	